

MONTHLY PROGRESS REPORT OF February-2024

Name of work

Up-gradation & 4 laning of Poanta Saheb- Ballupur sec. of NH-72 in Uttarakhand state under NH(o) on HAM pkg-II Medinipur to Ballupur from CH 18.700 To CH 44.800.



Name of Client

National Highways Authority of India

Name of Independent Engineer

M/s URS Scott Wilson India Pvt. Ltd. In JV with the Lion Engineering Consultant Pvt Ltd.

Name of Concessionaire

M/s MKC Kedarnathji Poanta Saheb Highways Pvt. Ltd.

INDEX

Chapter no.	Description	
1	<u>Maps Showing project Location</u>	
	1.1	Location of Work state in india
	1.2	Location of project in state
2	<u>Executive Summary</u>	
	2.1	Introduction
	2.2	Scope of the project
3	2.3	Salient features of the contract
	<u>Progress of the work</u>	
	3.1	Physical progress
	3.2	Work done status of highway & Structure
	3.3	Strip chart of structure
4	3.4	Strip chart of Highway Works
	3.5	Utility shifting
	<u>Status of approval</u>	
4.1	Status of drawing approval	
5	<u>Critical issues and hindrance</u>	
	5.1	Hindrance in the work
	5.2	list of issues
6	5.3	Procurement of the site
	<u>Mobilization Status</u>	
	6.1	List of personnel deployment
	6.2	Mobilization of plants & machinery
7	6.3	Mobilization of lab equipments
	<u>Quality control test conducted summary</u>	
7.1	Quality control test conducted summary	
8	<u>Correspondence</u>	
	8.1	Summary of correspondence letters
9	<u>Weather report</u>	
	9.1	Summary of weather report
10	<u>Site visit and meetings</u>	
	10.1	Details of site visit and meetings
11	<u>Site photographs</u>	
	11.1	Site photographs

Maps Showing project Location

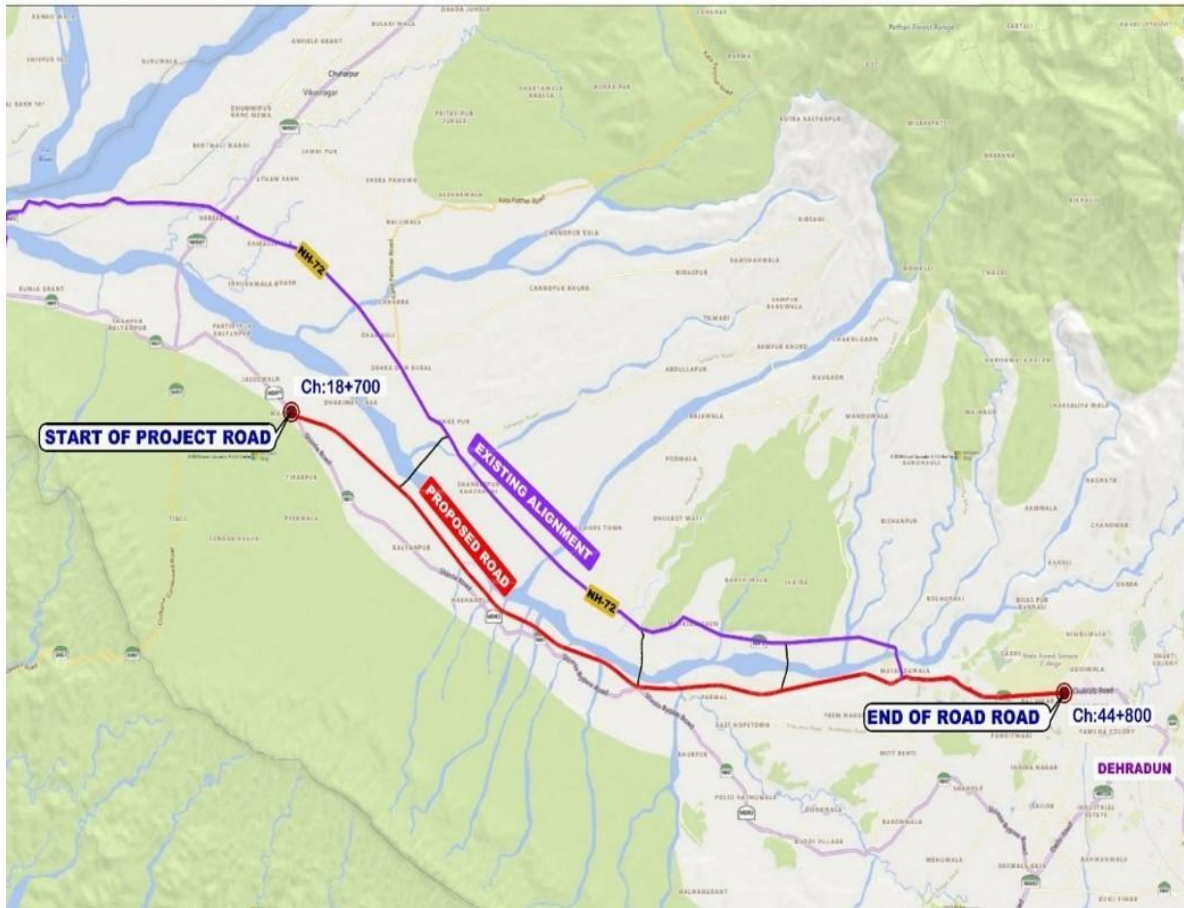
1.1

Location of Work state in india



1.2

Location of project in state



Executive Summary

The site of the Four-lane Project Highway comprises the Medinipur-Ballupur Section of NH-72.

It starts at km 30.690 of Shimla bypass road (Design Ch 18.700 km) and ends at (km 148.025 of NH-72 (Design Ch 44.800 km) in Dehradun district of Uttarakhand state. The section of existing NH-72 between km 113.400 (Dharmawala Chowk) to km 143.275 (Prem Nagar) is proposed to be bypassed by greenfield alignment

2.2

Scope of the project

1	Total Length of the Project	26.1 Km
2	Major Junctions	02 Nos
3	Minor Junctions	58 Nos
4	Box Culverts	15 Nos
5	Pipe Culverts	58 Nos
6	Minor Bridges	19 Nos
7	VUP / LVUP	06 Nos
8	Major Bridge	1 Nos
9	VOP	01 Nos
10	FOB	03 Nos
11	Bus bay	08 Nos
12	Service Road (both side)	20.484 Km
13	Drain (both side)	30.02 Km

2.3

Salient features of the contract

Name of Client	National Highway Authority of India		
Name of Contractor	MKC Infrastructure Limited		
Name of Concessionaire	MKC Poanta – Saheb Dehradun Kedarnathji Highways Private Limited		
Name of Independent engineer	M/S URS Scott Wilson India Pvt. Ltd in JV with Lion Engineering Consultants Pvt. Ltd.		
Name of Safety consultant	Chaitanya Projects Consultancy Pvt. Ltd.		
Contract Limits	From Medinipur CH 18.7 to Ballupur CH 44.8		
Contract Length	26.21 Km		
Milestones	Mile stone-I	18th July-2023	20%
	Mile stone-II	14th January-2024	35%
	Mile stone-III	12th July-2024	75%
	Mile stone-IV	17th february-2025	100%
Letter of Acceptance Date	30th May-2022		
Date of Signing of contract agreement	14th July-2022		
Commencement Date	18th February-2023		
Project Duration	730 days		
Schedule Completion Date	17th February-2025		
Original Contract Price	₹ 5,16,56,00,000.00		

Progress of the work

3.1

Physical progress

Project : Up-gradation & Four Lining of Poanta Saheb-Ballapur Section of NH-72 in the State of Uttarakhand under NH (O) on Hybrid Annuity Mode. Package-II: Medinipur to Ballapur (Dehradun) from Design Ch. 18.700 to Ch. 44.800.

Client : National Highway Authority of India

Independent Engineer : URS Scott Wilson India Private Limited in Joint Venture with Lion Engineering Consultants Pvt. Ltd.

HAM M/s MKC- Poanta-Saheb Dehradun Kedarnathji Ji Highway Private Limited

Concessionaire :

Total Contract Price 5,16,56,00,000

Item	Stage for measurement of Physical Progress	Unit	Qty.	Amount	Weightage in % age	Physical Progress as per Annexure-I of Schedule-G	Weightage of Completed work in %
Road works including culverts, minor bridges, underpasses, overpasses, approaches to ROB/RUB/ Major Bridges/ Structures (but excluding Slip/ Service roads)	A-Widening & Strengthening of						
	(1) Earthwork upto top of Sub-grade	Km	4.50	16361543.33	0.32%	1.2	0.08%
	(2) Granular work (Sub-base,						
	(a) CTSB/GSB	Km	4.50	21553385.78	0.42%	1.2	0.11%
	(b) WMM	Km	4.50	41505832.80	0.80%	1.2	0.21%
	(3) Shoulders	Km	9.00	2971864.40	0.06%	2.4	0.02%
	(4) Bituminous Work						
	(a) DBM	Km	4.50	23207725.35	0.45%	1.2	0.12%
	(b) BC	Km	4.50	24305590.88	0.47%	1.2	0.13%
	B-New 4 Lane Realignment/Bypass						
	(1) Earthwork upto top of Sub-grade	Km	41.56	805887112.76	15.60%	24	9.01%
	(2) Granular work (Sub-base,						
	(a) CTSB / GSB	Km	41.56	219083230.31	4.24%	12.2	1.25%
	(b) WMM	Km	41.56	370137914.57	7.17%	4	0.69%
	(3) Shoulders	Km	41.56	33188279.25	0.64%		
	(4) Bituminous Work						
	(a) DBM	Km	41.56	208434264.66	4.04%		
	(b) BC	Km	41.56	226138688.23	4.38%		
	C- New Culverts, Minor Bridges,						
	1) Culverts	No.	73.00	154175319.31	2.98%	42	1.72%
	2) Minor Bridge					0.00%	
	a) Foundation	No.	19.00	267262947.46	5.17%	18	4.90%
	b) Sub-Structure	No.	19.00	233855079.03	4.53%	17	4.05%
	c) Super-Structure (including Crash	No.	19.00	167039342.17	3.23%	15	2.55%
	3) Grade separated structures						
	i) Foundation	No.	6.00	115773880.88	2.24%	5	1.87%
	ii) Sub-Structure	No.	6.00	101302145.77	1.96%	2	0.65%
	iii) Super-Structure (including Crash	No.	6.00	72358675.55	1.40%	2	0.47%
	b) Overpasses					0.00%	
	i) Foundation	No.	1.00	18846910.84	0.36%		
ii) Sub-Structure	No.	1.00	16491046.99	0.32%			
iii) Super-Structure (including Crash	No.	1.00	11779319.28	0.23%			
d) Foot Over Bridge	No.	3.00	27129384.98	0.53%			
Major Bridge works and ROB / RUB	C) New Major Bridges				0.00%		
	1) Foundation				0.00%		
	a) Open Foundation	No.	1.00	108539227.81	2.10%	1	2.10%
	2) Sub-Structure	No.	1.00	94971824.34	1.84%	1	1.84%

Item	Stage for measurement of Physical Progress	Unit	Qty.	Amount	Weightage in % age	Physical Progress as per Annexure-I of Schedule-G	Weightage of Completed work in %	
	3) Super-Structure (including Crash	No.	1.00	67837017.38	1.31%			
Structure (Elevated Section.	4) Reinforced Earth Wall (includes	Sq.m	27201.50	328923283.49	6.37%	7407.407	1.73%	
Electrical and Public Health Utilities	EHT Line	Km	0.34	4486146.46	0.09%			
	EHT Crossing	No.	2.00	15926636.19	0.31%			
	HT/LT Lines (including	Km	3.28	7931062.20	0.15%			
	HT/LT Crossings	No.	43.00	46476333.59	0.90%	43	0.90%	
	Water Pipeline	Km	3.47	2704171.86	0.05%			
	Water Pipeline Crossings	No.	28.00	19547849.31	0.38%			
Other Works	i) - Service Road/ Slip Road	Km	20.48	562762835.69	10.89%			
	iii) Road Side Drain	Km	30.02	205461080.75	3.98%	6.1	0.81%	
	iv) - Road signs,markings, Km							
	(a) Road signs,markings, Km	Km	26.10	41277719.41	0.80%			
	(d) Concrete Crash Barrier/W Beam	Km	8.61	46479789.69	0.90%			
	v) - Project Facilities							
	(a) Bus Bays	No.	8.00	5302600.92	0.10%			
	(b) Truck Lay Bays	No.	0.00					
	(c) Rest Area / Wayside Amenities	No.	1.00	2947720.34	0.06%			
	vii) - Road Side Plantation and	Km	26.10	10721108.26	0.21%			
	viii) - Protection Work							
	(a) Boulder Pitching on Slopes	Km	5.22	6308189.92	0.12%			
	(b) Toe Wall / Retaining Wall	Km	17.69	241438506.52	4.67%	2.2	0.58%	
	(a) Major Junctions	No.	2.00	43305395.72	0.84%			
	(b) Minor Junctions	No.	58.00	10989583.92	0.21%			
	(c) Street Lightning	Km	26.10	25589783.02	0.50%			
	(e)ATMS, HTMS, Traffic Aid Posts,	Km	26.10	36542155.89	0.71%			
	(f) Paver block flooring	Sqm	27867.00	50340492.75	0.97%			
	Total					100.00%		35.79%
	SR NO	MONTH	WORKDONE AMOUNT IN (Cr.)	PHYSICAL PROGRESS (%)	CUMULATIVE PHYSICAL PROGRESS			
Project Cost				516.56				
1	FEBRUARY	0	0.00%	0.00%				
2	MARCH	2.61	0.51%	0.51%				
3	APRIL	4.54	0.88%	1.38%				
4	MAY	11.66	2.26%	3.64%				
5	JUNE	11.4	2.21%	5.85%				
6	JULY	1.81	0.35%	6.20%				
7	AUGUST	2.59	0.50%	6.70%				
8	SEPTEMBER	8.83	1.71%	8.41%				
9	OCTOBER	18.80	3.64%	12.05%				
10	November	45.36	8.78%	20.83%				
11	December	17.15	3.32%	24.15%				
12	January	30.27	5.86%	30.01%				
13	February	29.86	5.78%	35.79%				
TOTAL		184.877	35.79%					

* Amount is calculated as per Schedule-G

3.2

Work done status of highway & Structure

Highway								
Sr no.	Work description	Side	Unit	Scope	Completed	In progress	Balance	% of Balance
1	C & G	LHS	KMS	26.1	21.4	0	4.7	18.01%
2		RHS	KMS	26.1	21.4	0	4.7	18.01%
3	Earthwork	LHS	KMS	26.1	19.5	1.5	5.1	19.54%
4		RHS	KMS	26.1	19.5	1.5	5.1	19.54%
5	Sub Grade	LHS	KMS	26.1	12	2.5	11.6	44.44%
6		RHS	KMS	26.1	12	2.5	11.6	44.44%
7	GSB	LHS	KMS	26.1	6.1	1.8	18.2	69.73%
8		RHS	KMS	26.1	6.1	1.8	18.2	69.73%
9	WMM	LHS	KMS	26.1	3.2	1	21.9	83.91%
10		RHS	KMS	26.1	3.2	1	21.9	83.91%
11	DBM	LHS	KMS	26.1	1.2		24.9	95.40%
12		RHS	KMS	26.1	1.2		24.9	95.40%
13	BC	LHS	KMS	26.1	1.2		24.9	95.40%
14		RHS	KMS	26.1	1.2		24.9	95.40%
Structure								
Sr no.	Work description	Side	Unit	Scope	Completed	In progress	Yet to start	% of Progress
1	Pipe culverts		Nos	58	39	14	5	91.38%
2	Box culverts		Nos	15	3	5	7	53.33%
3	Minor Bridges		Nos	19	15	3	1	94.74%
4	VUP		Nos	3	0	2	1	66.67%
5	LVUP		Nos	3	2	1	0	100.00%
6	Major bridge		Nos	1	0	1	0	100.00%
7	VOP		Nos	1	0	0	1	0.00%
8	FOB		Nos	3	0	0	3	0.00%

3.3

Strip chart of structure

Strip chart showing the status of BOX Culverts												
Sr no.	Chainage		SPAN	Activity Status(BHS)								
	Schedule	Design		Excavation	PCC	Raft	Bottom Haunch	Wall 1st Lift	Wall 2nd Lift	Wall 3rd Lift	Top Haunch	Slab
1	19+180		1X6.0 M	DONE	DONE							
2	21+108		1X6.0 M	DONE	WIP	WIP	WIP	WIP	WIP			
3	21+283		1X6.0 M	DONE	WIP	WIP	WIP	WIP	WIP			
4	21+408	31+370	1X6.0 M									
5	22+554		1X6.0 M	DONE	WIP	WIP	WIP	WIP	WIP	WIP	WIP	WIP
6	25+973	25+992	1X6.0 M	DONE	DONE	DONE	DONE	DONE	DONE	DONE	DONE	DONE
7	26+612	26+612	1X6.0 M	DONE	DONE	DONE	DONE	DONE	DONE	DONE	DONE	DONE
8	26+794	26+804	1X6.0 M	DONE	DONE	DONE	DONE	DONE	DONE	DONE	DONE	DONE
9	31+005	27+770	1X6.0 M	DONE	DONE	DONE	DONE	DONE				
10	35+575	27+100	1X4.0 M									
11	39+070		1X6.0 M									
12	40+052		1X2.0 M									
13	41+923		1X2.0 M									
14	43+998		1X2.0 M									
15	44+191		1X2.0 M									
TOTAL SCOPE				15	15	15	15	15	15	15	15	15
WORK COMPLETED				8	5	4	4	4	3	3	3	3
BALANCE				7	10	11	11	11	12	12	12	12

Strip chart showing the status of Hume pipe culverts

Sr. no.	Chainage		Dia. (m)	Drawing Status	Activity Status(Both Side)								
	Schedule	Design			Excavation	GSB	PCC	Pipe Laying	Head wall PCC	Head wall 1st lift	Head wall 2nd lift	Head wall 3rd lift	Encasing
1	19+250	19+250	1.2		DONE		NA	DONE	DONE	DONE	DONE	DONE	DONE
2	20+205	20+205	1.2		DONE		NA						
3	20+360	20+360	1.2		DONE		NA		WIP	WIP			
4	20+438	20+438	1.2										
5	20+468	20+468	1.2										
6	21+945	21+945	1.2		DONE	NA	DONE	DONE	DONE	DONE	DONE	DONE	DONE
7	22+083	22+080	1.2		DONE		DONE	DONE	DONE	DONE	DONE	DONE	DONE
8	22+160	22+160	1.2		DONE		DONE	DONE	DONE	DONE	DONE	DONE	DONE
9	22+214	22+214	1.2		DONE	DONE	DONE	WIP					
10	22+339	22+339	1.2		DONE		DONE	WIP	DONE				
11	22+769	22+769	1.2		DONE		WIP						
12	22+807	22+802	1.2										
13	23+201	23+197	1.2		DONE	NA	DONE	DONE	DONE	DONE	DONE	DONE	DONE
14	23+414	23+440	1.2		DONE	NA	DONE	DONE	DONE	DONE	DONE	DONE	DONE
15	23+566	23+565	1.2		DONE		DONE	DONE	DONE	DONE	DONE	DONE	DONE
16	23+932	23+932	1.2		DONE	NA	DONE	DONE	DONE	DONE	DONE	DONE	DONE
17	24+147	24+145	1.2		DONE	NA	DONE	DONE	DONE	DONE	DONE	DONE	DONE
18	24+511	24+507	1.2		DONE	DONE	NA	DONE	DONE	DONE	DONE	DONE	DONE
19	24+820	24+817	1.2		DONE		DONE	DONE	DONE	DONE	DONE	DONE	DONE
20	24+878	24+878	1.2		DONE	DONE	DONE	DONE	DONE	DONE	DONE	DONE	DONE
21	25+150	25+150	1.2		WIP		NA						
22	26+366	26+366	1.2		DONE	DONE	NA	DONE	DONE	DONE	DONE	DONE	DONE
23	27+243	27+237	1.2		DONE	NA	DONE	DONE	DONE	DONE	DONE	DONE	DONE
24	27+358	27+358	1.2		DONE	DONE	NA	DONE	DONE	DONE	DONE	DONE	DONE
25	27+452	27+446	1.2		DONE	NA	DONE	DONE	DONE	DONE	DONE	DONE	DONE
26	27+959	27+959	1.2		DONE	DONE	NA	DONE	DONE	DONE	DONE	DONE	DONE
27	28+295	28+300	1.2		DONE	NA	DONE	WIP					
28	28+384	28+381	1.2		DONE	NA	DONE	DONE	DONE	DONE	DONE	DONE	DONE
29	28+581	28+579	1.2		DONE		DONE	DONE	DONE				
30	28+619	28+618	1.2		DONE		WIP	WIP	DONE	DONE			
31	29+476	29+476	1.2		DONE		WIP	WIP	WIP	WIP	WIP	WIP	
32	30+097	30+093	1.2		WIP		WIP	WIP	WIP	WIP	WIP	WIP	
33	30+460	30+460	1.2				NA						
34	30+661	30+661	1.2		DONE	NA	DONE	DONE	DONE	DONE	DONE	DONE	DONE
35	30+838	30+838	1.2		DONE	DONE	NA	DONE	DONE	DONE	DONE	DONE	DONE
36	30+928	30+928	1.2		DONE	DONE	NA	DONE	DONE	DONE	DONE	DONE	DONE
37	31+781	31+781	1.2										
38	31+962	31+962	1.2		DONE		DONE		DONE	WIP			
39	32+059	32+059	1.2		DONE	DONE	NA	DONE	DONE	DONE	DONE	DONE	DONE

Sr. no.	Chainage		Dia. (m)	Drawing Status	Activity Status(Both Side)									
	Schedule	Design			Excavation	GSB	PCC	Pipe Laying	Head wall PCC	Head wall 1st lift	Head wall 2nd lift	Head wall 3rd lift	Encasing	
40	32+115	32+115	1.2			DONE	NA	DONE	DONE	DONE	DONE	DONE	DONE	DONE
41	32+178	32+178	1.2			DONE	NA	DONE	DONE	DONE	DONE	DONE	DONE	DONE
42	32+228	32+228	1.2			DONE	NA	DONE	DONE	DONE	DONE	DONE	DONE	DONE
43	32+291	32+291	1.2			DONE	NA	DONE	DONE	DONE	DONE	DONE	DONE	DONE
44	32+434	32+434	1.2			DONE	DONE	DONE	DONE	DONE	DONE	DONE	DONE	DONE
45	33+439	33+439	1.2			DONE	NA	DONE	DONE	DONE	DONE	DONE	DONE	DONE
46	33+600	33+600	1.2			DONE	NA	DONE	DONE	DONE	DONE	DONE	DONE	DONE
47	34+062	34+062	1.2			DONE	NA	DONE	WIP	WIP	WIP	WIP	WIP	
48	34+352	34+352	1.2			DONE	NA	DONE	DONE	DONE	DONE	DONE	DONE	DONE
49	35+153	35+153	1.2			DONE	NA	DONE	DONE	DONE	DONE	DONE	DONE	DONE
50	35+575	35+575	1.2			DONE		DONE	DONE	DONE	DONE	DONE	DONE	DONE
51	36+577	36+577	1.2			DONE		DONE	DONE	DONE	DONE	WIP	WIP	
52	37+014	37+014	1.2			DONE	NA	DONE	DONE	DONE	DONE	DONE	DONE	DONE
53	37+460	37+460	1.2			DONE	NA	DONE	DONE	DONE	DONE	DONE	DONE	DONE
54	37+540	37+585	1.2			DONE	NA	DONE	DONE	DONE	DONE	DONE	DONE	DONE
55	37+840	37+840	1.2			DONE		DONE	DONE	DONE	DONE	WIP		
56	38+175	38+175	1.2			DONE		DONE	DONE	DONE	DONE	DONE	DONE	DONE
57	38+750	38+750	1.2			DONE		DONE	DONE	DONE	DONE	DONE	DONE	DONE
58	38+850	38+850	1.2			DONE		DONE	DONE	DONE	DONE	DONE	DONE	DONE
59	39+219	39+219	1.2			DONE		DONE	DONE	DONE	DONE	DONE	DONE	DONE
60	31+005		1.2			DONE		DONE	DONE	DONE	DONE	WIP		
TOTAL SCOPE						58	20	38	58	58	58	58	58	58
WORK COMPLETED						53	10	40	43	46	43	39	39	39
BALANCE						5	10	0	15	12	15	19	19	19

Strip chart showing the status of Minor /Major Bridges

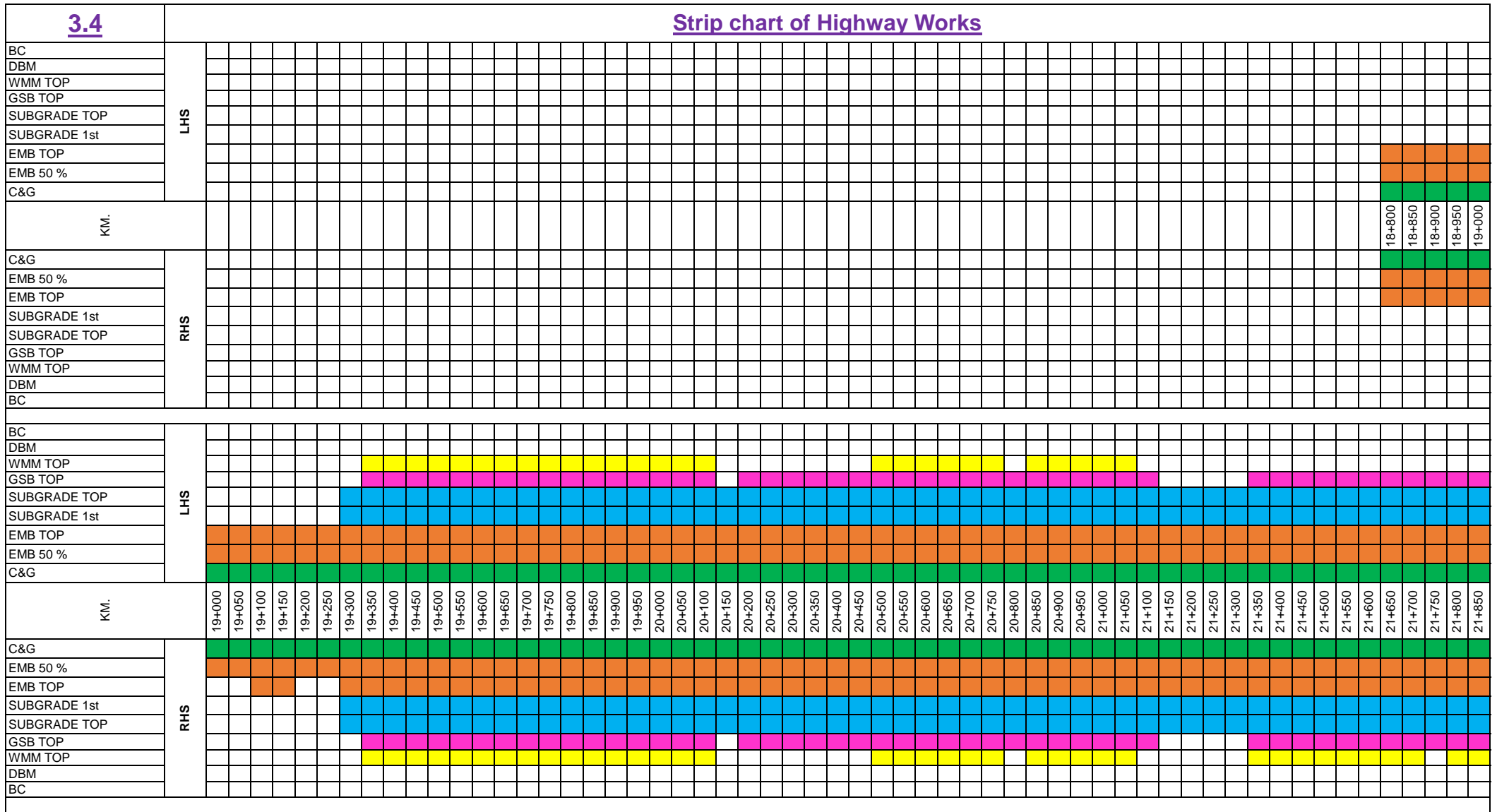
Sr no.	Chainage		SPAN	Activity Status(BHS)									
	Schedule	Design		Excavation	PCC	Raft	Bottom Haunch	Wall 1st Lift	Wall 2nd Lift	Wall 3rd Lift	Top Haunch	Slab	
1	19+297	19+298	3X8 M	DONE	DONE	DONE	DONE	DONE	DONE	DONE	DONE	DONE	DONE
2	20+163	20+163	2X10 M	DONE	DONE	DONE	DONE	DONE	DONE	DONE	DONE	DONE	DONE
3	20+820	20+816	2X10 M	DONE	DONE	WIP	WIP	WIP	WIP				
4	21+610	21+610	2X10 M										
5	21+762	21+762	3X8 M	DONE	DONE	DONE	DONE	DONE	DONE	DONE	DONE	DONE	DONE
6	22+972	22+973	3X8 M	DONE	DONE	DONE	DONE	DONE	DONE	DONE	DONE	DONE	DONE
7	24+090	23+974	3X8 M	DONE	DONE	DONE	DONE	DONE	DONE	DONE	DONE	DONE	DONE
8	24+377	24+355	2X10 M	DONE	DONE	DONE	DONE	DONE	DONE	DONE	DONE	DONE	DONE
9	25+320	25+316	3X8 M	DONE	DONE	DONE	DONE	DONE	DONE	DONE	DONE	DONE	DONE
10	25+815	25+811	1X10 M	DONE	DONE	DONE	DONE	DONE	DONE	DONE	DONE	DONE	WIP
11	26+487	26+480	3X8 M	DONE	DONE	DONE	DONE	DONE	DONE	DONE	DONE	DONE	DONE
12	27+042	27+040	2X8 M	DONE	DONE	DONE	DONE	DONE	DONE	DONE	DONE	DONE	DONE
13	27+741	27+736	3X10 M	DONE	DONE	DONE	DONE	DONE	DONE	DONE	DONE	DONE	DONE
14	28+122	28+122	2X10 M	DONE	DONE	DONE	DONE	DONE	DONE	DONE	DONE	WIP	WIP
15	28+222	28+222	5X10 M	DONE	DONE	DONE	DONE	DONE	DONE	DONE	DONE	DONE	DONE
16	29+174	29+171	2X8 M	DONE	DONE	DONE	DONE	DONE	DONE	DONE	DONE	DONE	DONE
17	29+659	29+652	2X8 M	DONE	DONE	DONE	DONE	DONE	DONE	DONE	DONE	DONE	DONE
18	30+300	30+305	5X10 M	DONE	DONE	DONE	DONE	DONE	DONE	DONE	DONE	DONE	DONE
19	31+745	31+740	3X10 M	DONE	DONE	DONE	DONE	DONE	DONE	DONE	DONE	DONE	DONE
20	33+033	33+033	3X35 M	DONE	DONE	DONE	DONE	DONE	DONE	DONE			
TOTAL SCOPE				20	20	20	20	20	20	20	20	20	20
WORK COMPLETED				19	19	18	18	18	18	18	18	16	15
BALANCE				1	1	2	2	2	2	2	4	5	

Strip chart showing the status of Grade separated structures

Sr no.	Chainage		Length	Activity Status(BHS)								
	Schedule	Design		Excavation	PCC	Raft	Bottom Haunch	Wall 1st Lift	Wall 2nd Lift	Wall 3rd Lift	Top Haunch	Slab
1	22+598	22+596	70	DONE	DONE	DONE	DONE	DONE	DONE	DONE		
2	28+285	28+285	12	DONE	DONE	DONE	DONE	DONE	DONE	DONE	DONE	DONE
3	30+259	30+259	12	DONE	DONE	DONE	DONE	DONE	DONE	DONE	DONE	DONE
4	31+691	31+678	70	DONE	DONE	DONE	DONE	DONE	DONE	DONE		
5	39+493	39+500	12	DONE	DONE							
6	39+740	39+720	16									
7	40+063	40+042	72.5									
TOTAL SCOPE				7	7	7	7	7	7	7	7	7
WORK COMPLETED				5	5	4	4	4	4	4	2	2
BALANCE				2	2	3	3	3	3	3	5	5


3.4

Strip chart of Highway Works



3.4

Strip chart of Highway Works



3.4

Strip chart of Highway Works

		Strip chart of Highway Works																																																																	
BC DBM WMM TOP GSB TOP SUBGRADE TOP SUBGRADE 1st EMB TOP EMB 50 % C&G	LHS	KM.	38+950	39+000	39+050	39+100	39+150	39+200	39+250	39+300	39+350	39+400	39+450	39+500	39+550	39+600	39+650	39+700	39+750	39+800	39+850	39+900	39+950	40+000	40+050	40+100	40+150	40+200	40+250	40+300	40+350	40+400	40+450	40+500	40+550	40+600	40+650	40+700	40+750	40+800	40+850	40+900	40+950	41+000	41+050	41+100	41+150	41+200	41+250	41+300	41+350	41+400	41+450	41+500	41+550	41+600	41+650	41+700	41+750	41+800							
			C&G EMB 50 % EMB TOP SUBGRADE 1st SUBGRADE TOP GSB TOP WMM TOP DBM BC	RHS	38+950	39+000	39+050	39+100	39+150	39+200	39+250	39+300	39+350	39+400	39+450	39+500	39+550	39+600	39+650	39+700	39+750	39+800	39+850	39+900	39+950	40+000	40+050	40+100	40+150	40+200	40+250	40+300	40+350	40+400	40+450	40+500	40+550	40+600	40+650	40+700	40+750	40+800	40+850	40+900	40+950	41+000	41+050	41+100	41+150	41+200	41+250	41+300	41+350	41+400	41+450	41+500	41+550	41+600	41+650	41+700	41+750	41+800					
					BC DBM WMM TOP GSB TOP SUBGRADE TOP SUBGRADE 1st EMB TOP EMB 50 % C&G	LHS	KM.	41+800	41+850	41+900	41+950	42+000	42+050	42+100	42+150	42+200	42+250	42+300	42+350	42+400	42+450	42+500	42+550	42+600	42+650	42+700	42+750	42+800	42+850	42+900	42+950	43+000	43+050	43+100	43+150	43+200	43+250	43+300	43+350	43+400	43+450	43+500	43+550	43+600	43+650	43+700	43+750	43+800	43+850	43+900	43+950	44+000	44+050	44+100	44+150	44+200	44+250	44+300	44+350	44+400	44+450	44+500	44+550	44+600	44+650		
								C&G EMB 50 % EMB TOP SUBGRADE 1st SUBGRADE TOP GSB TOP WMM TOP DBM BC	RHS	41+800	41+850	41+900	41+950	42+000	42+050	42+100	42+150	42+200	42+250	42+300	42+350	42+400	42+450	42+500	42+550	42+600	42+650	42+700	42+750	42+800	42+850	42+900	42+950	43+000	43+050	43+100	43+150	43+200	43+250	43+300	43+350	43+400	43+450	43+500	43+550	43+600	43+650	43+700	43+750	43+800	43+850	43+900	43+950	44+000	44+050	44+100	44+150	44+200	44+250	44+300	44+350	44+400	44+450	44+500	44+550	44+600	44+650

3.4

Strip chart of Highway Works

BC	LHS				
DBM					
WMM TOP					
GSB TOP					
SUBGRADE TOP					
SUBGRADE 1st					
EMB TOP					
EMB 50 %					
C&G					
KM.		44+650	44+700	44+750	44+800
C&G	RHS				
EMB 50 %					
EMB TOP					
SUBGRADE 1st					
SUBGRADE TOP					
GSB TOP					
WMM TOP					
DBM					
BC					

3.5**Utility shifting****Stament showing the work done of the utilty shifting**

S.No	Chainage	Line Name	Status	Division	Remarks
1	19+320	11 KV	Complete	Herbatpur	
2	22+586	LT Line	Complete	Herbatpur	
3	22+720	11 KV	Complete	Herbatpur	
4	23+350	11 KV	Complete	Herbatpur	
5	25+250	11 KV	Complete	Herbatpur	
6	26+150	LT Line	Complete	Herbatpur	
7	26+900	LT Line	Complete	Ganeshpur	
8	27+700	11 KV	Complete	Ganeshpur	
9	27+720	LT Line	Complete	Ganeshpur	
10	28+060	11 KV	Complete	Ganeshpur	
11	28+325	LT Line	Complete	Ganeshpur	
12	28+450	LT Line	Complete	Ganeshpur	
13	28+850	LT Line	Complete	Ganeshpur	
14	28+565	11 KV	Complete	Ganeshpur	
15	28+750	LT Line	Complete	Ganeshpur	
16	28+900	LT Line	Complete	Ganeshpur	
17	29+100	LT Line	Complete	Ganeshpur	
18	29+100	11 KV	Complete	Ganeshpur	
19	29+174	11 KV	Complete	Ganeshpur	
20	29+800	LT Line	Complete	Ganeshpur	
21	31+150	LT Line	Complete	Ganeshpur	
22	31+350	LT Line	Complete	Ganeshpur	
23	31+360	LT Line	Complete	Ganeshpur	
24	31+370	11 KV	Complete	Ganeshpur	
25	31+500	LT Line	Complete	Ganeshpur	
26	31+800	LT Line	Complete	Ganeshpur	
27	32+500	LT Line	Complete	Ganeshpur	
28	33+650	11 KV	Complete	Ganeshpur	
29	34+000	LT Line	Complete	Ganeshpur	
30	34+200	11 KV	Complete	Ganeshpur	
31	34+450	11 KV	Complete	Ganeshpur	
32	35+800	LT Line	Complete	Ganeshpur	
33	35+850	LT Line	Complete	Ganeshpur	
34	36+400	LT Line	Complete	Mohanpur	
35	36+500	LT Line	Complete	Mohanpur	
36	36+660	LT Line	Complete	Mohanpur	
37	35+820	11 KV	Complete	Ganeshpur	
38	36+200	LT Line	Complete	Mohanpur	
39	37+035	LT Line	Complete	Mohanpur	
40	37+200	LT Line	Complete	Mohanpur	
41	37+550	LT Line	Complete	Mohanpur	
42	38+250	11 KV	Complete	Mohanpur	
43	38+925	LT Line	Complete	Mohanpur	

Status of approval

4.1

Status of drawing approval

Sr no	Schedule Chainage	Design Chainage	Size	GAD	RD	Submitted	Approved	Pending for submission	Pending for approval
BOX Culverts									
1		19+180	1X6.0 M			0	0	1	0
2		21+108	1X6.0 M			1	1	0	0
3		21+283	1X6.0 M			1	1	0	0
4		21+408	1X6.0 M			1	1	0	0
5		21+610	1X6.0 M			1	0	0	1
6	25+992	25+973	1X6.0 M	R1	R0	1	1	0	0
7	26+612	26+612	1X6.0 M	R1	R1	1	1	0	0
8	26+794	26+794	1X6.0 M	R1	R1	1	1	0	0
9	31+005	31+005	1X6.0 M	R3	R1	1	1	0	0
10	35+575	35+575	1X4.0 M	R0	R0	1	1	0	0
11		39+070	1X6.0 M			0	0	1	0
12		40+052	1X2.0 M			0	0	1	0
13		41+923	1X2.0 M			1	1	0	0
14		43+998	1X2.0 M			1	1	0	0
15		44+191	1X2.0 M			1	1	0	0
Total of BOX culvert						12	11	3	1
Hume pipe culverts									
1	19+250	19+250	1.2			1	1	0	0
2	20+205	20+205	1.2			1	1	0	0
3	20+360	20+360	1.2			1	1	0	0
4	20+438	20+438	1.2			1	1	0	0
5	20+468	20+468	1.2			1	1	0	0
6	21+945	21+945	1.2			1	1	0	0
7	22+083	22+080	1.2			1	1	0	0
8	22+160	22+160	1.2			1	1	0	0
9	22+214	22+214	1.2			1	1	0	0
10	22+339	22+339	1.2			1	1	0	0
11	22+769	22+769	1.2			1	1	0	0
12	22+807	22+802	1.2			1	1	0	0
13	23+201	23+197	1.2			1	1	0	0
14	23+414	23+440	1.2			1	1	0	0
15	23+566	23+565	1.2			1	1	0	0
16	23+932	23+932	1.2			1	1	0	0
17	24+147	24+145	1.2			1	1	0	0
18	24+511	24+507	1.2			1	1	0	0

Sr no	Schedule Chainage	Design Chainage	Size	GAD	RD	Submitted	Approved	Pending for submission	Pending for approval
19	24+820	24+817	1.2			1	1	0	0
20	24+878	24+878	1.2			1	1	0	0
21	25+150	25+150	1.2			1	1	0	0
22	26+366	26+366	1.2			1	1	0	0
23	27+243	27+237	1.2			1	1	0	0
24	27+358	27+358	1.2			1	1	0	0
25	27+452	27+446	1.2			1	1	0	0
26	27+959	27+959	1.2			1	1	0	0
27	28+295	28+300	1.2			1	1	0	0
28	28+384	28+381	1.2			1	1	0	0
29	28+581	28+579	1.2			1	1	0	0
30	28+619	28+618	1.2			1	1	0	0
31	29+476	29+476	1.2			1	1	0	0
32	30+097	30+093	1.2			1	1	0	0
33	30+460	30+460	1.2			1	1	0	0
34	30+661	30+661	1.2			1	1	0	0
35	30+838	30+838	1.2			1	1	0	0
36	30+928	30+928	1.2			1	1	0	0
37	31+781	31+781	1.2			1	1	0	0
38	31+962	31+962	1.2			1	1	0	0
39	32+059	32+059	1.2			1	1	0	0
40	32+115	32+115	1.2			1	1	0	0
41	32+178	32+178	1.2			1	1	0	0
42	32+228	32+228	1.2			1	1	0	0
43	32+291	32+291	1.2			1	1	0	0
44	32+434	32+434	1.2			1	1	0	0
45	33+439	33+439	1.2			1	1	0	0
46	33+600	33+600	1.2			1	1	0	0
47	34+062	34+062	1.2			1	1	0	0
48	34+352	34+352	1.2			1	1	0	0
49	35+153	35+153	1.2			1	1	0	0
50	36+577	36+577	1.2			1	1	0	0
51	37+014	37+014	1.2			1	1	0	0
52	37+460	37+460	1.2			1	1	0	0
53	37+540	37+540	1.2			1	1	0	0
54	37+840	37+840	1.2			1	1	0	0
55	38+175	38+175	1.2			1	1	0	0

Sr no	Schedule Chainage	Design Chainage	Size	GAD	RD	Submitted	Approved	Pending for submission	Pending for approval
56	38+750	38+750	1.2			1	1	0	0
57	38+850	38+850	1.2			1	1	0	0
58	39+219	39+219	1.2			1	1	0	0
Total of hume pipe culvert						58	58	0	0
Minor /Major Bridges									
1	19+297	19+298	3X8 M	R2	R3	1	1	0	0
2	20+163	20+163	2X10 M	R3	R3	1	1	0	0
3	20+820	20+816	2X10 M	R0	R1	1	1	0	0
4	21+762	21+762	3X8 M	R3	R3	1	1	0	0
5	22+554	22+554	1X10 M			1	1	0	0
6	22+972	22+973	3X8 M			1	1	0	0
7	24+090	23+974	3X8 M	R3	R3	1	1	0	0
8	24+377	24+355	2X10 M	R1	R1	1	1	0	0
9	25+320	25+316	3X8 M	R4	R3	1	1	0	0
10	25+815	25+811	1X10 M	R2	R2	1	1	0	0
11	26+487	26+480	3X8 M	R3	R3	1	1	0	0
12	27+042	27+040	2X8 M	R2	R2	1	1	0	0
13	27+741	27+736	3X10 M	R3	R3	1	1	0	0
14	28+122	28+122	2X10 M			1	1	0	0
15	28+222	28+222	5X10 M	R1	R1	1	1	0	0
16	29+174	29+171	2X8 M	R2	R2	1	1	0	0
17	29+659	29+652	2X8 M	R2	R2	1	1	0	0
18	30+300	30+305	5X10 M	R2	R2	1	1	0	0
19	31+745	31+740	3X10 M	R2	R2	1	1	0	0
20	33+033	33+033	3X35 M			1	1	0	0
Total of minor/major bridges						20	20	0	0
Grade separated structures									
1	22+598	22+596	70			1	1	0	0
2	28+285	28+285	12			1	1	0	0
3	30+259	30+259	12			1	1	0	0
4	31+691	31+678	70			1	1	0	0
5	39+493	39+500	12			1	1	0	0
6	39+740	39+720	16			1	1	0	0
7	40+063	40+042	72.5			1	0	0	1
Total of GSS						7	6	0	1

Critical issues and hindrance

5.1**Hindrance in the work**

Sr.No	Location		Length	Remarks
	From	To		
1	33+480	33+680	200	Non payment issues
2	34+150	34+350	200	Non payment issues
3	34+550	34+750	200	Non payment issues
4	39+000	39+120	120	Non payment issues
Total in Metre			720	

5.2**list of issues**

Sr no	Work type	Location	Detail of issue	Remarks
1	Highway	33+480 to 33+680	Payment issue	Site is not handed over to Concessionaire
2	Hume Pipe Culvert	34+150 to 34+350	Payment issue	Site is not handed over to Concessionaire
3	Hume Pipe Culvert	34+550 to 34+750	Payment issue	Site is not handed over to Concessionaire
4	Highway	39+000 to 39+120	Payment issue	Site is not handed over to Concessionaire

5.3

Procurement of the site

As per Clause No. 10.3.1

On and after signing the memorandum referred in Clause 10.3.1, and until the Transfer Date, the Concessionaire shall maintain a round the clock vigil over the site and shall ensure and procure that no encroachment thereon takes place, and in the event of any encroachment or occupation on any part thereof, the Concessionaire shall report such encroachment or occupation forthwith to the Authority and undertake its removal at its cost and expenses.

It is pertinent to state that since October 2023 till date, in spite of Concessionaire's & Authority's repeated instructions GAIL Gas Limited executing the pipeline works, which is illegal under the afore mentioned Contract provisions. Till date, owing to your illegal execution of works, the Concessionaire has suffered damages/ extra works to the tune of INR 2.00 Crores.



Mobilization Status

6.1

List of personnel deployment

Sr No	Departement	Name	Designation
Concessioniare Staff			
1	Key Role	Shivraj Singh	SPM
2	Billing & Planning	Lokesh Kumar Saraswat	Asst.Manager
3		Jignesh Chouhan	Engineer
4		Hemanth Tak	Engineer
5	Structure	Lalit Sharma	Sr. Engineer
6	Highway	Raman Kumar	Sr. Engineer
7	QA/QC	Ram Kumar Yadav	Asst.Manager
EPC Contractor Staff			
1	Key Role	Om Prakash Bhadoriya	PM
2		Kamlesh Kumar Varma	DPM
3	Billing & Planning	Soumitra Maity	Engineer
4		Gagan Kumar	Engineer
5		Surya Pratap Singh	Engineer
6	Structure	Pradeep Singh	Sr. Engineer
7		Binay kr Mishra	Engineer
8		Rohit Kumar	Engineer
9		Ankur kumar	Engineer
10		Patel Komal Kumar	Engineer
11		Lokesh Solanki	Engineer
12		Sonu Kumar	Engineer
13		Santosh Bharrdwaj	Jr.Engineer
14		Ankur Mall	Engineer
15		Saurabh Tiwari	Engineer
16		Avneesh Chaudhary	Engineer
17		Shubh Kumar	Jr. Engineer
18		Rishikesh	Engineer
19		Satyam	Engineer
20		Sanju	Engineer
21	Bhabesh	Engineer	
22	QA/QC	Sudhanshu Kumar	Jr. Engineer
23		Rijayant Saini	Jr. Engineer
24	Survey	Ashok Kumar Sharma	Dy.Manager
25		Manish Kumar	Engineer
26		Sandeep	Surveyor
27		Shivam Singh	Surveyor
28		Satya Singh	Surveyor
29		Shivjeet Singh	Surveyor
30		Jai Shankar	Surveyor
31		Avanish Rai	Sr.Engineer
32		Prakash Konai	Engineer
33		Jai Vardhan Tiwari	Engineer
34		Debjyoti Kundu	Engineer

Sr No	Departement	Name	Designation	
35	Highway	Nishant Kumar Singh	Jr. Engineer	
36		Naveen Shah	Jr. Engineer	
37		Pramod Kumar	Engineer	
38		Shailendra Singh Bhadoriya	Foreman	
39		Bijendra Kumar Singh	Supervisor	
40		Yogendra Singh	Supervisor	
41		Vishnu Singh	Jr.Engineer	
42		Rahul Singh	Supervisor	
43		Avad Kishor Jadon	Supervisor	
44		Satendra Singh	Supervisor	
45		Aman Singh	Supervisor	
46		Kuldeep Singh	Supervisor	
47		Bharat Kumar	Supervisor	
48		Sujeet Kumar Upadhyay	Supervisor RE Wall	
49		Arjun Singh Jadoun	Supervisor RE Wall	
50		Mechanical	Vinod kr. Patel	Sr. Engineer
51			Akhand Pratap Singh	Sr.Engineer
52			Jitendra Verma	Engineer
53			Arpit Sharma	Engineer
54	Pankaj Sharma		Engineer	
55	Manish Singh Theiya		Senior Foreman	
56	Vivek Kumar		Jr.Executive	
57	Kuldeep Kumawat		Jr.Executive	
58	Chandan Kumar		Supervisor	
59	Surendra Gupta		Supervisor	
60	Nank Chand		Supervisor	
61	Shekhar Singh	Supervisor		
62	HR	Ashutosh Upadhyay	Asst. Manager	
63		Roshan Kumar	Executive	
64	Liaison	Ravi Shankar	Manager	
65	Account	Rahul Sharma	Executive	
66		Patel Pratik Kumar	Jr.Executive	
67	SAFETY	Shubham Pandey	Executive	
68	Store	Satyadhar Singh	Manager	
69		Balmukund Singh	Executive	
70		Pawan kr. Sharam	Jr. Executive	
71		Vipul Sharma	Jr. Executive	
72		Ramnivash Dhakad	Supervisor	
73		Dharmendra	officer	
74		Bhaskar Kumar	Crusher Supervisor	
75		Pankaj Ojha	Crusher Supervisor	
76		Dhaemendra Kumar	W/B Operator	
77		Manish Goirola	W/B Operator	
78		Lallu Kumar	Diesel Supervisor	
79		Sonu Kumar	Executive	
80		Udayveer Singh	Sr.Lab Technician	
81		Sandeep Kumar	Lab Technician	

Sr No	Departement	Name	Designation	
82	QA/QC Technician & Helper	Ramnivash Dhakad	Lab Technician	
83		Ravi Prakash Singh	Lab Technician	
84		Santosh Baghel	Lab Technician	
85		Arun Dhakad	Lab Technician	
86		Aditya Dhakar	Lab Technician	
87		Vishal Singh Rana	Lab Helper	
88		Rohit Kumar	Lab Helper	
89		Rohit Kumar Patel	Lab Helper	
90		Mohit Kumar	Lab Helper	
91		Mukul Kumar	Lab Helper	
92		Chandan Sharma	Lab Helper	
93			Sanjay Kumar	LMV Driver
94			Kuldeep Yadav	LMV Driver
95	Soban Singh		LMV Driver	
96	Abhishek Tiwari		LMV Driver	
97	Pradeep Napit		LMV Driver	
98	Ramakund Shukla		LMV Driver	
99	Ambikesh Dwivedi		LMV Driver	
100	Ravindra		LMV Driver	
101	Arvind Kumar		LMV Driver	
102	Pradeep		LMV Driver	
103	Laxuman Singh		LMV Driver	
104	Santan Kumar		LMV Driver	
105	Uttam Singh		LMV Driver	
106	Om Kumar		HMV Driver	
107	Samarpal		HMV Driver	
108	Ashok Kumar		HMV Driver	
109	Gorelal Kol		HMV Driver	
110	Tersem Lal		HMV Driver	
111	Madhuraj Singh		HMV Driver	
112	Ram Swaroop		HMV Driver	
113	Raghubir Singh		HMV Driver	
114	Suneel Kumar Yadav		HMV Driver	
115	Narsingh Shukla		HMV Driver	
116	Krishna Rajbhar		HMV Driver	
117	Vijay Kumar		HMV Driver	
118	Abhishek		HMV Driver	
119	Kuldeep Singh		HMV Driver	
120	Savan Baral		HMV Driver	
121	Mahipal		HMV Driver	
122	Surendra Singh		HMV Driver	
123	Narendra Babu		HMV Driver	
124	Khajan Singh		HMV Driver	
125	Rajesh Yadav		HMV Driver	
126	Jagmal Singh		HMV Driver	

Sr No	Departement	Name	Designation
127	Other	Devendra Singh	HMV Driver
128		Ankit Tomar	HMV Driver
129		Vipin Kumar	HMV Driver
130		Satendra Kumar	HMV Driver
131		Ramesh Pal Singh	HMV Driver
132		Guman Singh	HMV Driver
133		Asharam	TM Driver
134		Padam Singh	TM Driver
135		Lalit Singh	TM Driver
136		Ranjeet Singh Rawat	TM Driver
137		Mukesh Rawat	TM Driver
138		Sandeep Singh	TM Driver
139		Sanjay Paswan	TM Driver
140		Pappu Gupta	TM Driver
141		Amresh Singh	TM Driver
142		Mohan Singh	TM Driver
143		Baleshwar Prasad Tiwari	TM Driver
144		Gabbar Singh	TM Driver
145		Sandeep Kumar	TM Driver
146		Surendra Yadav	Trailer Driver
147		Vishnu Yadav	Boom Placer opt
148		Raj kumar	Boom Placer opt
149		Virender Kumar Patel	Excavator Operator
150		Ramesh Kumar	Excavator Operator
151		Md. Afroz	Excavator Operator
152		Sham Singh	Excavator Operator
153		Pushkar Singh	Excavator Operator
154		Nandlal Patel	Excavator Operator
155		Ajay Kumar Patel	Excavator Operator
156		Jagdish Singh	Excavator Operator
157		Manish Kumar	Excavator Operator
158		Munna Sah	Excavator Operator
159		Pravesh Kumar	Excavator Operator
160		Sunil Kumar Rawat	Grader Operator
161		Ram Krishna Patel	Grader Operator
162		Puneet Kumar	Grader Operator
163		Deepak Kumar	Grader Operator
164		Anil Kumar Patel	Grader Operator
165		Vikash Babu	Roller opt
166		Vijay Patel	Roller opt
167		Shiromani Singh	Roller opt
168		Dharamveer	Roller opt

Sr No	Departement	Name	Designation
169		Yogendra Kumar Singh	Roller opt
170		Kamal Kishor Singh	Roller opt
171		Satish Chandra	Roller opt
172		Rameshwar	Roller opt
173		Anuraj Patel	Roller opt
174		Sanjay Kumar Patel	JCB Operator
175		Dhanraj Prasad	JCB Operator
176		Keshwar Bhagat	JCB Operator
177		Vishnu Patel	Wheel Loader Opt
178		Om Prakash Pandit	Wheel Loader Opt
179		Babloo Kushwah	JCB Operator
180		Sandip Kumar	Wheel Loader Opt
181		Bablu	Wheel Loader Opt
182		Raj kumar	Wheel Loader Opt
183		Sukhwinder Singh	Wheel Loader Opt
184		Chandan Kumar	Paver Operator
185		Vishal	Screed Operator
186		Vinod Kr Gupta	Auto Electrician
187		Dharmendra Kumar	Auto Electrician
188		Pappu	Electrician
189		Mr. Injar Khan	Mechanic
190		Gaurav Rathaur	Asst. Mechanic
191		Shalendra Pandey	Asst.Mechanic
192		Lalit Yadav	Hydra Operator
193		Bablu Shaikh	Kamani Fitter
194		Ankit Sharma	RMC Plant Operator
195		Vishwajeet Kumar Singh	RMC Plant Operator
196		Gaurav Sharma	RMC Plant Operator
197		Vikas Kumar	RMC Plant Operator
198		Bhikam Singh	WMM Plant Operator
199		Ebinay Lal Paswan	Tyre Fitter
200		chhotu Bhadauriya	Tyre Fitter
201		Sunil Kumar Chauhan	Welder
202		Rajpal	Welder
203		Fantus	Power Screen Operator
204		Arjun	RMC Plant Helper
205		Lavakush Kr Gautam	Boom Helper
206		Deepak Kumar	RMC PlantHelper
207		Jabir	Plumber
208		Rammurti	Welder Helper
209		Ankit Kumar	Plant Helper
210		Santosh Kumar Singh	Tyre Fitter Helper

Sr No	Departement	Name	Designation
211		Chandan Kumar	Workshop Helper
212		Rahul	Plant Helper
213		Sanjay	Plant Helper
214		Vishwakarma Kumar Mahto	Mech. Workshop Helper
215		Rituraj Kumar	Boom Placer Helper
216		Dori Lal	Workshop Helper
217		Rampravesh Gautam	RMC Plant Helper
218		Durgesh	Workshop Helper
219		Deepak Kumar	WMM Plant Helper
220		Karam Singh	Workshop Helper
221		Arvind Kumar	WMM Plant Helper
222		Akash	Paver Helper
223		Nitin Kumar	Office Boy
224		Subash Kumar	Helper
225		Bachcha Singh	Office Boy
226		Shivam	Sweeper
227		Vishal Maurya	Sweeper
228		Ambrish Singh	Store Helper
229		Devabrat Singh	Store Helper
230		Manmandr Pal	Survey Helper
231		Durgesh	Survey Helper
232		Vinit Kumar	Survey Helper
233		Sumit	Survey Helper
234		sukhbeer Kumar Sen	Survey Helper

6.2

Mobilization of plants & machinery

Sr. No	Item Description	Unit	Nos
1	Hydraulic Excavator (20 Ton)	Nos.	19
2	Dumpers (25 Ton)	Nos.	62
3	Backhoe Loader	Nos.	9
4	Wheel Loader	Nos.	4
5	Motor Grader	Nos.	7
6	Crane /Hydra	Nos.	2
7	Dozer	Nos.	2
8	Baby Roller	Nos.	1
9	Soil Compactor	Nos.	10
10	Transit Mixers	Nos.	9
11	Water Tanker	Nos.	7
12	Trailer	Nos.	2
13	Weigh Bridge	Nos.	2
14	Utility Vehicles	Nos.	6
15	Crusher Plant	Nos.	1
16	Concrete Batching Plant (45 Cum)	Nos.	2
17	Venus Mobile Concrete Batching Plant (18 Cum)	Nos.	1
18	WMM Plant	Nos.	1
19	HM Plant	Nos.	1
20	Screening Plant	Nos.	2
21	RE Block Plant	Nos.	1
22	DG Sets	Nos.	21
23	Diesel Tanker	Nos.	3
24	Bike	Nos.	6

6.2

Mobilization of plants & machinery

Sr. No	Item Description	Unit	Nos
25	LMV	Nos.	11
26	Compressor	Nos.	1
27	Boom Placer	Nos.	1
28	Silo 150 MT	Nos.	3
29	Concrete Bucket (0.5 cum)	Nos.	1
30	Mud Pump 25HP	Nos.	2
31	Fork Lift	Nos.	1
32	Sensor Paver	Nos.	1
		Total	202

6.3

Mobilization of lab equipments

<u>Sr no</u>	<u>Description</u>	<u>Nos</u>	<u>Remarks</u>
1	Hot air Oven 60cm X 60 cmX 60 cm,	2	
2	Hot plate 200mm dia (1500 watt)	2	
MDD/OMC			
3	Proctor Mould (2250 cc)	2	
4	Proctor Mould (1000 cc)	2	
5	Modified Proctor Rammer(4.89 kg capacity)	6	
6	Modified procter hammer 2.6 Kg capacity	2	
7	150 mm Steel Spatula with wooden handle for Proctor (Big)	8	
8	Straight Edge (300mm)	2	
9	Hammer (Rubber Malet)	2	
CBR test			
10	CBR Testing Machine - With plunger	1	
11	CBR Mould (Assumption: Everyday 4 CBR samples (12 moulds))	30	
12	Brass perforated plate	30	
13	Surcharge weight 147mm dia 2.5 kg wt. (Annular)	30	
14	Surcharge weight 147mm dia 2.5 kg wt. (slotted)	30	
15	Speacer disc	30	
16	Dial Gauge (min 25mm)	10	
17	Proving Ring - 50 KN capacity	2	
18	Soaking Tank for CBR Moulds (6 CBR molds)	1	
LL/PL			
19	Cassagrande Apparatus with grooving tools (Hand operated)	2	
20	100 mm Steel Spatula with wooden handle for LL & PL (Small)	4	
21	Glass PL Rod (3mm thickness)	4	
22	Ground Glass Plate with rounded edge 600*600*10mm	4	
23	Cone Penetrometer for soil	2	
24	China clay Bowl	7	
FSI			
25	Measuring cylinder 100 ml Capacity (Glass Make Borocil) for FSI test	20	
NDT Test			
26	Rebound Hammer	1	
FDD			
27	Sand Pouring Cylinder (100 mm dia)	2	
28	Tray for 10 cm dia	2	
29	Calibrating Container 100 mm dia	100	
30	Sand Pouring Cylinder (150 mm)	2	
31	Tray for 150 mm dia	2	
32	Calibrating Container 150 mm dia	2	
33	Sand Pouring Cylinder (200 mm)	2	
34	Tray for 200 mm dia	2	
35	Calibrating Container 200 mm dia	2	
36	Rapid moisture meters	5	

<u>Sr no</u>	<u>Description</u>	<u>Nos</u>	<u>Remarks</u>
37	Calcium Carbide 500 gm pkt	10	
B. List of Lab Equipment for concrete Laboratory (Structural			
FI & EI			
38	Flakiness Gauge	2	
39	Elongation gauge	2	
AIV			
40	AIV Apparatus(full set)	1	
Crushing value			
41	Crushing value apparartus	1	
Bulk Density			
42	Bulk density cylinder capacity of 3 Ltr	1	
43	Bulk density cylinder capacity of 15 Ltr	1	
44	Bulk density cylinder capacity of 30 Ltr	1	
45	Tamping Rod of 16mm \varnothing and 60cm long	6	
Sp.Gravity & WA			
46	Specific gravity for coarse aggregate complete set up	1	
47	Electronic Weighing balance of 10 kg capacity	1	
48	Specific gravity Pycnometer capaity of 1 LTR (FA)	2	
Consistency,Initial & Final Setting time,soundness of cement			
49	Vicat Apparatus with plunger and Initial&Final setting time needles	2	
50	Gauging Trowel	6	
51	Lee chatlier Apparatus	5	
52	Constant Temp. Bath	1	
Compressive strength of cement mortar			
53	Mortar cube vibrating machine	1	
54	Mortar cube moulds (70.6mm x 70.6mm x 70.6mm)	18	
55	Standard sand (Grade1,2 & 3) 25 kg each	9	
Compressive strength of concrete			
56	Concrete cube Moulds (150mm x 150mm x 150mm)	84	150-Cast Iron , 150 - Plastic
57	Vibrating table for cube casting (1mX1m)	1	
58	Compression testing Machine- 2000 KN	1	
59	Tamping Rod of 16mm \varnothing and 60cm long	6	
60	Cube moulds (100mmx100mmX100mm)	12	
61	Concrete mixer - (Tilting Drum Mixer)	1	
62	Mason Trowel Big	10	
Slump test			
63	Slump cone with rod (Sets)	6	
64	Steel ruler,30cm long	8	
65	Sampling Scoop (2.5 Kg capacity)	4	
66	Sampling Scoop (1.0 Kg capacity)	4	
C. List of Lab Equipment for Bitumen and Bitumen Mixes			
67	Specific gravity bottle 50ml	5	
68	Core cutting machine with 100 mm and 150 mm dia. Diamond Cutting Bit (100mm & 150mm) Machine -1 Core bits - each 2	1	

Sr no	Description	Nos	Remarks
69	Filter Paper, 100 mm dia (Packet) & 150mm dia (packet)	10	
C. IS Sieves for Soil,GSB,WMM,DBM,BC,cement,Fly ash,Filter			
Brass Sieve 200 mm Dia			
70	Brass Sieve 4.75 mm	2	
71	Brass Sieve 2.36 mm	2	
72	Brass Sieve 2.00 mm	1	
73	Brass Sieve 1.40 mm	1	
74	Brass Sieve 1.18 mm	1	
75	Brass Sieve 1.00 mm	2	
76	Brass Sieve 850 mic.	1	
77	Brass Sieve 710 mic.	1	
78	Brass Sieve 600 mic.	1	
79	Brass Sieve 425 mic.	1	
80	Brass Sieve 300 mic.	2	
81	Brass Sieve 180 mic.	1	
82	Brass Sieve 150 mic.	2	
83	Brass Sieve 90 mic.	2	
84	Brass Sieve 75 mic.	2	
85	Brass Sieve 45 mic.	2	
GI Sieve 450 mm Dia			
86	GI Sieve 75 mm	2	
87	GI Sieve 63 mm	1	
88	GI Sieve 53 mm	1	
89	GI Sieve 45 mm	3	
90	GI Sieve 40 mm	1	
91	GI Sieve 37.5 mm	2	
92	GI Sieve 31.5 mm	2	
93	GI Sieve 26.5 mm	2	
94	GI Sieve 25 mm	1	
95	GI Sieve 22.4 mm	1	
96	GI Sieve 20 mm	2	
97	GI Sieve 19 mm	1	
98	GI Sieve 16 mm	1	
99	GI Sieve 13.2 mm	1	
100	GI Sieve 12.5 mm	1	
101	GI Sieve 11.2 mm	2	
102	GI Sieve 10 mm	2	
103	GI Sieve 9.5 mm	2	
104	GI Sieve 6.3 mm	1	
105	GI Sieve 5.6 mm	1	
106	GI Sieve 4.75 mm	1	
107	GI Sieve 2.36 mm	2	
108	GI Lid and Pan	0	
Common items			
109	Vernier Caliper-300mm (Digital)	1	
110	Electronic Weighing Balance (30 Kg) , 1gm	2	
111	Electronic Weighing Balance (10 Kg) 0.5 gm	1	
112	Electronic Weighing Balance (600G) , 0.01gm	2	
113	Measuring cylinder of 1000ml capacity(Plastic)	2	
114	Measuring cylinder of 500ml capacity(Plastic)	2	

Sr no	Description	Nos	Remarks
115	Hydrometer (0.8 to 0.9)	3	
116	Rain gauge -	1	
117	Digital Thermometer (0 to 250° C) - Pen type	5	
118	Iron hammer	4	
119	Lab Programme display board (white board)	1	
120	Measuring tape steel 30 mtr	1	
121	Measuring tape steel 5 mtr	1	
122	Spades	2	
123	Pick axes	2	
124	Sampling Scoop	4	
For calibration of HMP and Batching plant			
125	Standard Iron weights 20kg	1	
126	Standard Iron weights 10 kg	1	
127	Standard Iron weights 5 kg	1	
128	Standard Iron weights 2 kg	1	
129	Standard Iron weights 1 kg	1	
130	Standard Iron weights 500 gms	1	
131	Standard Iron weights 200gms	1	
132	Standard Iron weights 100gms	1	
D. List of Lab Equipment for Bitumen and Bitumen Mixes			
133	Measuring Cylinder Glass 100ml	16	
134	Proving Ring - 30 KN	2	
135	Dial Gauge 25mm	6	
136	Stop Watch Digital	2	
137	Softening Point App. (Ring & Ball)	1	
138	Standard Penetrometre Digital	1	
139	Say Bolt Visco Metre	1	
140	Bitumen Extractor Electrical	1	
141	Bitumen Extractor Manual	1	
142	Ductility Machine	1	
143	Marshal Pedestal 100mm	1	
144	Marshal Rammer 100mm Dia	4	
145	Marshal Pedestal 150mm	1	
146	Marshal Rammer 150mm Dia	4	
147	Marshal Stability Machine	1	
148	Marshal Mould 100 mm Dia	30	
149	Marshal Mould 150 mm Dia	30	
150	Viscosity Bath	1	
151	Viscosity Glass Tube 6no.	1	
152	Viscosity Glass Tube 12no.	1	
153	Rotary Vaccum Pump	1	
154	GMM Flask 2000 ML	1	
155	GMM Flask 5000 ML	1	
156	Silicon Oil	20	
157	Water Bath	1	
158	S.G. Bottle 50 ml	4	
159	Thin Film Oven	1	
160	Core Bit 100 MM	4	
161	Core Bit 150 MM	4	
162	Flash & Fire Point App.	1	
163	M. Cylinder 250 ML Glass	4	

<u>Sr no</u>	<u>Description</u>	<u>Nos</u>	<u>Remarks</u>
164	M. Cylinder 500 ML Glass	4	
165	M. Cylinder 1000 ML Glass	2	
166	Funnel	4	
167	Glass Thermometre	5	
168	Maximum & Minimum Thermometre	1	
169	Circular Tray	15	
170	G.I Tray 300 X 300 mm	6	
171	Gloves (Rbber)	10	
172	Hot Mix Gloves	10	
173	Wash Bottle	5	
174	Scoop	12	
175	Spatula 100 mm	6	
176	Thickness Gauge 6"	4	
177	Thickness Gauge 12"	4	
178	Vernier Calliper Digital 150 mm	1	
179	Digital Thermometer Pen Type	10	
180	Digital Thermometer	2	
181	Spirit Level	1	
182	Lazer Thermometer	2	
183	Filter Paper 110 mm	15	
184	Filter Paper 150 mm	15	
185	Filter Paper 240 mm	15	
186	M. Cylinder 1000 ML Plastic	2	
187	M. Cylinder 500 ML Plastic	2	
188	Borosil	4	
189	Brealcing Head	2	
190	Glass Funnel	4	
191	Glass Plate	2	

*Quality control test
conducted summary*

Quality control test conducted summary

Sl.No	Type of Test	Frequency	Test method	No of test Required during Month	No. of Test conducted up to previous months			No. of Test conducted During Month			No. of Test conducted up to this months			No. of Test conducted by Independent Engineer			Remarks
					Conducted	Pass	Fail	Conducted	Pass	Fail	Conducted	Pass	Fail	During month	Upto last month	To date	
A	OGL																
i)	Grain Size Analysis	2 tests for 3000 cu.m of soil	IS 2720 Part-4	0	76	76	0	0	0	0	76	76	0	0	19	19	
ii)	Atterberg Limits (LL & PL)	2 tests for 3000 cu.m of soil	IS 2720 Part-5	0	76	76	0	0	0	76	76	0	0	19	19		
iii)	Proctor Test(MDD & OMC)	2 tests for 3000 cu.m of soil	IS 2720 Part-8	0	76	76	0	0	0	76	76	0	0	19	19		
iv)	Free Swell Index (FSI)	2 tests for 3000 cu.m of soil	IS 2720 Part-40	0	76	76	0	0	0	76	76	0	0	19	19		
v)	CBR Test	1 test for 3000 m ³	AASHTO T 193	0	1	1	0	0	0	1	1	0	0	0	0		
B	Borrow Area																
i)	Grain Size Analysis	2 tests for 3000 cu.m of soil	IS 2720 Part-4	0	267	267	0	0	0	267	267	0	0	182	182		
ii)	Atterberg Limits (LL & PL)	2 tests for 3000 cu.m of soil	IS 2720 Part-5	0	267	267	0	0	0	267	267	0	0	182	182		
iii)	Proctor Test(MDD & OMC)	2 tests for 3000 cu.m of soil	IS 2720 Part-8	0	267	267	0	0	0	267	267	0	0	182	182		
iv)	Free Swell Index (FSI)	2 tests for 3000 cu.m of soil	IS 2720 Part-40	0	267	267	0	0	0	267	267	0	0	182	182		
v)	CBR Test for SG	1 test for 3000 m ³	AASHTO T 193	0	56	56	0	0	0	56	56	0	0	39	39		
C	Cutting Soil for Emb/Subgrade																
i)	Grain Size Analysis	2 tests for 3000 cu.m of soil	IS 2720 Part-4	0	2	2	0	0	0	2	2	0	0	2	2		
ii)	Atterberg Limits (LL & PL)	2 tests for 3000 cu.m of soil	IS 2720 Part-5	0	2	2	0	0	0	2	2	0	0	2	2		
iii)	Proctor Test(MDD & OMC)	2 tests for 3000 cu.m of soil	IS 2720 Part-8	0	2	2	0	0	0	2	2	0	0	2	2		
iv)	Free Swell Index (FSI)	2 tests for 3000 cu.m of soil	IS 2720 Part-40	0	2	2	0	0	0	2	2	0	0	2	2		
vi)	CBR Test for SG	1 test for 3000 m ³	AASHTO T 193	0	0	0	0	0	0	0	0	0	0	0	0		
D	Field Compaction Test(FDD)																
i)	Compaction Test for OGL (m ³)	1 Tests for every 3000 m ²	IS 2720 Part-28	0	1527	1396	131	0	0	1527	1396	131	0	832	832		
ii)	Compaction Control for Embankment	1 Test/3000 m2	IS 2720 Part-28	1800	16648	15597	1051	1800	1608	192	18448	17205	1243	756	6485	7241	
iii)	Compaction Control for Sub Grade	1 Test/2000 m2	IS 2720 Part-28	1002	1117	1037	80	1002	790	212	2119	1827	292	352	542	894	
iv)	Compaction Control for GSB			124	315	306	9	124	89	35	439	395	44	25	80	105	
v)	Compaction Control for WMM			13	0	0	0	13	11	2	13	11	2	4	0	4	
vi)	Compaction Control for RE Wall			32	308	300	8	32	22	10	340	322	18	0	81	81	
E	For Granular Subbase (m³)																
i)	Gradation	One test per 400 cu.m	IS 2386 Part-1	33	47	47	0	33	33	0	80	80	0	22	18	40	
ii)	Atterberg Limits (LL & PL)	One test per 400 cu.m	IS 2720 Part-5	33	47	47	0	33	33	0	80	80	0	22	15	37	
iii)	Proctor Test(MDD & OMC)	As Required	IS 2720 Part-8	0	1	1	0	0	0	1	1	0	0	1	1		
iv)	CBR Test in soaked condition	As Required	IS 2720 Part-28	0	3	3	0	0	0	3	3	0	0	3	3		
v)	Water Absorption	As required	IS 2386 Part-3	0	1	1	0	0	0	1	1	0	0	1	1		
vi)	Ten percent Fines Value	Source Approval/when required	IS 2386 Part-4	0	0	0	0	0	0	0	0	0	0	0	0	0	
F	For Wet mix Macadam (m³)																
i)	Gradation	One test per 200 cu.m of aggregate	IS 2386 Part-1	11	0	0	0	11	11	0	0	0	0	6	0	6	
ii)	Atterberg Limits (LL & PL)	One test per 200 cu.m of aggregate	IS 2720 Part-5	11	0	0	0	11	11	0	0	0	0	6	0	6	
iii)	Proctor Test(MDD & OMC)	As Required	IS 2720 Part-8	0	0	0	0	0	0	0	0	0	0	0	0	0	
iv)	Aggregate Impact Value(AIV)	One test per 1000 cu.m of aggregate	IS 2386 Part-4	3	0	0	0	3	3	0	0	0	0	1	0	1	
v)	FI & EI	One set of three tests per 500 sq.m	IS 2386 Part-1	5	0	0	0	5	5	0	0	0	0	2	0	2	
vi)	Water absorption of Aggregate	Source Approval/when required	IS 2386 Part-3	0	0	0	0	0	0	0	0	0	0	0	0	0	

Sl.No	Type of Test	Frequency	Test method	No of test Required during Month	No. of Test conducted up to previous months			No. of Test conducted During Month			No. of Test conducted up to this months			No. of Test conducted by Independent Engineer			Remarks
					Conducted	Pass	Fail	Conducted	Pass	Fail	Conducted	Pass	Fail	During month	Upto last month	To date	
G	For Prime Coat / Tack Coat																
i)	Quality of binder	Number of samples per lot and tests as per IS:73, IS:217 and IS:8887 as applicable		0	0	0	0	0	0	0	0	0	0	0	0	0	
ii)	Binder temperature for application	At regular close intervals		0	0	0	0	0	0	0	0	0	0	0	0	0	
iii)	Rate of Spread of Binder/Prime coat (m ²)	Three tests per day	IRC SP 11	0	0	0	0	0	0	0	0	0	0	0	0	0	
iv)	Rate of Spread of Binder/Tack coat (m ²)	Three tests per day	IRC SP 11	0	0	0	0	0	0	0	0	0	0	0	0	0	
H	Bitumen (VG)																
i)	Penetration Test (Lot)	Each lot 1 test	IS 1203	0	0	0	0	0	0	0	0	0	0	0	0	0	
ii)	Softening Point (Lot)	Each lot 1 test	IS 1205	0	0	0	0	0	0	0	0	0	0	0	0	0	
i	Modified Bitumen (CRMB)																
i)	Penetration Test (Lot)	Each lot 1 test	IS 1203	0	0	0	0	0	0	0	0	0	0	0	0	0	
ii)	Softening Point (Lot)	Each lot 1 test	IS 1205	0	0	0	0	0	0	0	0	0	0	0	0	0	
iii)	Elastic Recovery Test (Lot)	Each lot 1 test	IRC:SP:53	0	0	0	0	0	0	0	0	0	0	0	0	0	
I	Special Grade Bitumen																
i)	Penetration Test (Lot)	Each lot 1 test	IS 1203	5	0	0	0	5	5	0	5	5	0	2	0	2	
ii)	Softening Point (Lot)	Each lot 1 test	IS 1205	5	0	0	0	5	5	0	5	5	0	2	0	2	
J	Bituminous Macadam (M³)																
i)	Quality of binder	Number of samples per lot and tests as per IS:73, IS:217 and IS:8887 as applicable	IS:73, IS:217 & IS:8887 as applicable	0	0	0	0	0	0	0	0	0	0	0	0	0	
ii)	Aggregate Impact Value/Los Angles Abrasion Value	One test per 200 cu.m of each source and whenever there is change in the quality of aggregate	IS 2386 Part-4	0	0	0	0	0	0	0	0	0	0	0	0	0	
iii)	Combined Flakiness and Elongation Indices	One test per 350 cu.m for each source	IS 2386 Part-1	0	0	0	0	0	0	0	0	0	0	0	0	0	
iv)	Stripping Value	One test of each source and whenever there is change in the quality of aggregate	IS: 6241	0	0	0	0	0	0	0	0	0	0	0	0	0	
v)	Water absorption of Aggregates	One test of each source and whenever there is change in the quality of aggregate	IS 2386 Part-3	0	0	0	0	0	0	0	0	0	0	0	0	0	
vi)	Water Sensitivity of mix	One test of each source and whenever there is change in the quality of aggregate	ASHTO 283	0	0	0	0	0	0	0	0	0	0	0	0	0	
vii)	Grading of aggregate	Two tests per day		0	0	0	0	0	0	0	0	0	0	0	0	0	
viii)	Soundness(Magnesium Sulphate/Sodium Sulphate)	One test for each source and whenever there is change in the quality of aggregate	IS:2386 Part-5	0	0	0	0	0	0	0	0	0	0	0	0	0	
ix)	Percentage of fractured faces	One test per 100 cu.m of aggregate		0	0	0	0	0	0	0	0	0	0	0	0	0	
x)	Binder Content	Two tests per day per plant	ASTM D 2172	0	0	0	0	0	0	0	0	0	0	0	0	0	
xi)	Control of temperature of binder and aggregate for mix and of the mix at the time of laying and rolling	At regular intervals		0	0	0	0	0	0	0	0	0	0	0	0	0	
xii)	Density of Compacted Layer	One test per 700 sq.m area	AASHTO T 166	0	0	0	0	0	0	0	0	0	0	0	0	0	
xiii)	Rate of Spread of Mixed Material	At regular intervals		0	0	0	0	0	0	0	0	0	0	0	0	0	
xiv)	Mix Grading (dry)	Each 400 tones of mix	MoRT&H T4	0	0	0	0	0	0	0	0	0	0	0	0	0	
K	Dense Bituminous Macadam																
i)	Quality of binder	Number of samples per lot and tests as per IS:73, or IRC:SP:53, IS:15462	IS:73, IS:217 & IS:8887 as applicable	0	0	0	0	0	0	0	0	0	0	0	0	0	

Sl.No	Type of Test	Frequency	Test method	No of test Required during Month	No. of Test conducted up to previous months			No. of Test conducted During Month			No. of Test conducted up to this months			No. of Test conducted by Independent Engineer			Remarks
					Conducted	Pass	Fail	Conducted	Pass	Fail	Conducted	Pass	Fail	During month	Upto last month	To date	
ii)	Aggregate Impact Value/Los Angles Abrasion Value	One test per 350 cu.m of aggregate for each source and whenever there is change in the quality of aggregate	IS 2386 Part-IV	0	2	2	0	0	0	0	2	2	0	0	1	1	
iii)	Combined Flakiness and Elongation Indices	One test per 350 cu.m of aggregate for each source and whenever there is change in the quality of aggregate	IS 2386 Part-I	0	2	2	0	0	0	2	2	0	0	1	1		
iv)	Soundness test (Sodium or Magnesium Sulphate test)	One test for each source and whenever there is change in the quality of aggregate	IS 2386 Part-V	0	0	0	0	0	0	0	0	0	0	0	0		
v)	Water absorption of Aggregate	One test for each source and whenever there is change in the quality of aggregate	IS 2386 Part-III	0	0	0	0	0	0	0	0	0	0	0	0		
vi)	Sand equivalent test	One test for each source and whenever there is change in the quality of aggregate		0	0	0	0	0	0	0	0	0	0	0	0		
vii)	Plasticity Index	One test for each source and whenever there is change in the quality of aggregate		0	0	0	0	0	0	0	0	0	0	0	0		
viii)	Polished stone value	One test for each source and whenever there is change in the quality of aggregate	IS:2386 Part-IV	0	0	0	0	0	0	0	0	0	0	0	0		
ix)	Percentage of fractured face	One test per 350 cu.m of aggregate when crushed gravel is used	ASTM D 5821, IS: 2386 - Part 1	0	0	0	0	0	0	0	0	0	0	0	0		
x)	Mix grading	One set for individual constituent and mixed aggregate from dryer for each 400 tonnes of mix subject to two tests per day per plant		0	3	3	0	0	0	3	3	0	0	2	2		
xi)	Stability and voids analysis of mix including theoretical maximum specific of loose mix	Three tests for stability, flow value, density and void contents for each 400 tonnes of mix subject to minimum of two tests per day per plant		0	0	0	0	0	0	0	0	0	0	0	0		
xii)	Moisture Susceptibility of mix (AASHTO T283)	One test for each mix whenever there is change in the quality or source of coarse of fine aggregate	ASHTO 283	0	0	0	0	0	0	0	0	0	0	0	0		
xiii)	Temperature of binder in boiler, aggregate in dryer and mix at the time of laying and compaction	At regular intervals		0	0	0	0	0	0	0	0	0	0	0	0		
xiv)	Binder Content	One set for each 400 tonnes of mix subject to minimum of two tests per day per plant	MS-2, ASTM D 5581	3	0	0	0	3	3	0	0	0	0	1	1		
xv)	Rate of spread of mix material	After every 5th truck load		0	0	0	0	0	0	0	0	0	0	0	0		
xvi)	Density of Compacted Layer	One test per 700 sq.m area	AASHTO T 166	0	17	17	0	0	0	17	17	0	0	5	5		
xvii)	Stripping Value of Aggregate	Source Approval/when required	IS: 6241	0	0	0	0	0	0	0	0	0	0	0	0		
xviii)	with sodium sulphate	Source Approval/when required	-	0	0	0	0	0	0	0	0	0	0	0	0		
xix)	with magnesium sulphate	Source Approval/when required	-	0	0	0	0	0	0	0	0	0	0	0	0		
xx)	SG/Water absorption of Aggregate	Source Approval/when required	IS 2386 Part-3	0	0	0	0	0	0	0	0	0	0	0	0		
xxi)	Mix Grading (dry)	Each 400 tones of mix	MoRT&H Table 500-10	3	0	0	0	3	3	0	0	0	0	2	2		
xxii)	Stability of mix	Each 400 tones of mix	ASTM D 1559	0	0	0	0	0	0	0	0	0	0	0	0		
L	Bituminous Concrete (M³)																
i)	Quality of binder	Number of samples per lot and tests as per IS:73, or IRC:SP-53, IS:15462		0	0	0	0	0	0	0	0	0	0	0	0		
ii)	Aggregate Impact Value/Los Angles Abrasion Value	One test per 350 cu.m of aggregate for each source and whenever there is change in the quality of aggregate	IS 2386 Part-IV	0	3	3	0	0	0	0	0	0	0	2	2		
iii)	Flakiness and Elongation Index	One test per 350 cu.m of aggregate for each source and whenever there is change in the quality of aggregate	IS 2386 Part-I	0	3	3	0	0	0	0	0	0	0	2	2		
iv)	Soundness test (Sodium or Magnesium Sulphate test)	One test for each source and whenever there is change in the quality of aggregate	IS 2386 Part-V	0	0	0	0	0	0	0	0	0	0	0	0		
v)	Water absorption of Aggregate	One test for each source and whenever there is change in the quality of aggregate	IS:2386 Part-III	0	0	0	0	0	0	0	0	0	0	0	0		
vi)	Sand equivalent test	One test for each source and whenever there is change in the quality of aggregate		0	0	0	0	0	0	0	0	0	0	0	0		
vii)	Plasticity Index	One test for each source and whenever there is change in the quality of aggregate		0	0	0	0	0	0	0	0	0	0	0	0		
viii)	Polished stone value	One test for each source and whenever there is change in the quality of aggregate	IS:2386 Part-IV	0	0	0	0	0	0	0	0	0	0	0	0		
ix)	Percentage of fractured face	One test per 350 cu.m of aggregate when crushed gravel is used		0	0	0	0	0	0	0	0	0	0	0	0		

Sl.No	Type of Test	Frequency	Test method	No of test Required during Month	No. of Test conducted up to previous months			No. of Test conducted During Month			No. of Test conducted up to this months			No. of Test conducted by Independent Engineer			Remarks
					Conducted	Pass	Fail	Conducted	Pass	Fail	Conducted	Pass	Fail	During month	Upto last month	To date	
x)	Mix grading	One set for individual constituent and mixed aggregate from dryer for each 400 tonnes of mix subject to two tests per day per plant		0	5	5	0	0	0	0	0	0	0	0	4	4	
xi)	Stability and voids analysis of mix including theoretical maximum specific of loose mix	Three tests for stability, flow value, density and void contents for each 400 tonnes of mix subject to minimum of two tests per day per plant	AASHTO T 245	0	0	0	0	0	0	0	0	0	0	0	0	0	
xii)	Moisture Susceptibility of mix (AASHTO T283)	One test for each mix whenever there is change in the quality or source of coarse of fine aggregate	ASHTO 283	0	0	0	0	0	0	0	0	0	0	0	0	0	
xiii)	Temperature of binder in boiler, aggregate in dryer and mix at the time of laying and compaction	At regular intervals		0	0	0	0	0	0	0	0	0	0	0	0	0	
xiv)	Binder Content	One set for each 400 tonnes of mix subject to minimum of two tests per day per plant	ASTM D 2172	5	0	0	0	5	0	5	0	0	0	0	4	4	
xv)	Rate of spread of mix material	After every 5th truck load		0	0	0	0	0	0	0	0	0	0	0	0	0	
xvi)	Density of Compacted Layer	One test per 700 sq.m area	AASHTO T 166	0	18	18	0	0	0	0	0	0	0	6	0	6	
xvii)	Stripping Value of Aggregate	Source Approval/when required	IS 6241	0	0	0	0	0	0	0	0	0	0	0	0	0	
xviii)	with sodium sulphate	Source Approval/when required	-	0	0	0	0	0	0	0	0	0	0	0	0	0	
xix)	with magnesium sulphate	Source Approval/when required	-	0	0	0	0	0	0	0	0	0	0	0	0	0	
xx)	SC/Water absorption of Aggregate	Source Approval/when required	IS 2386 Part-3	0	0	0	0	0	0	0	0	0	0	0	0	0	
xxi)	Mix Grading (dry)	Each 400 tones of mix	MoRT&H T10	0	5	5	0	0	0	0	0	0	0	6	6		
xxii)	Stability of mix	Each 400 tones of mix	ASTM D 1559	0	0	0	0	0	0	0	0	0	0	0	0	0	
M	Dry Lean Concrete (DLC)																
	Gradation of Aggregate (Individual /Combined)	1 Test/Day	IS: 2386, Part 1	0	0	0	0	0	0	0	0	0	0	0	0	0	
	Strength of concrete	3 Samples/1000sqm	IS:516	0	0	0	0	0	0	0	0	0	0	0	0	0	
	Field Compaction Test (By Sand Replacement Method)	3 density holes/2000sqm	IS: 2720, Part 28	0	0	0	0	0	0	0	0	0	0	0	0	0	
N	Pavement Quality Concrete (POC)																
	Gradation of Aggregate (Individual /Combined)	1 Test/Day	IS: 2386, Part 1	0	0	0	0	0	0	0	0	0	0	0	0	0	
	Deleterious Constituents	1 Test/Source	IS: 2386, Part 2	0	0	0	0	0	0	0	0	0	0	0	0	0	
	Water Absorption	1 Test/Source	IS: 2386, Part 3	0	0	0	0	0	0	0	0	0	0	0	0	0	
	Moisture Content Test	1 Test/Day	IS: 2386, Part 3	0	0	0	0	0	0	0	0	0	0	0	0	0	
	Los Angeles Abrasion Test	1 Test/Source	IS: 2386, Part 4	0	0	0	0	0	0	0	0	0	0	0	0	0	
	Combined Flakiness & Elongation	1 Test/Week	IS: 2386, Part 1	0	0	0	0	0	0	0	0	0	0	0	0	0	
	Sand Equivalent Test	1 Test/Source	IS: 2720, Part 37	0	0	0	0	0	0	0	0	0	0	0	0	0	
	Soundness of aggregates	1 Test/Source	IS:2386,Part 5	0	0	0	0	0	0	0	0	0	0	0	0	0	
	Compressive Strength of Concrete	2 cubes and 2 beams per 150 cu.m or part of or minimum 6 cubes an 6 beams (3 for 7days & 3 for 28 days)	IS: 516	0	0	0	0	0	0	0	0	0	0	0	0	0	
	Flexural Strength		IS: 516	0	0	0	0	0	0	0	0	0	0	0	0	0	
	Core Strength		IS: 516	0	0	0	0	0	0	0	0	0	0	0	0	0	
	Workability of Concrete	One test for each load at both Batching plant site and paving site	IS: 1199	0	0	0	0	0	0	0	0	0	0	0	0	0	
O	Structural Concrete Work (M³)																
1	Cement																0
i)	Consistency	for Every Batch/Lot	IS 4301 Part-4	3	41	41	0	3	3	0	44	44	0	2	19	21	

Sl.No	Type of Test	Frequency	Test method	No of test Required during Month	No. of Test conducted up to previous months			No. of Test conducted During Month			No. of Test conducted up to this months			No. of Test conducted by Independent Engineer			Remarks
					Conducted	Pass	Fail	Conducted	Pass	Fail	Conducted	Pass	Fail	During month	Upto last month	To date	
ii)	Initial setting time & final setting time	for Every Batch/Lot	IS 4301 Part-5	3	41	41	0	3	3	0	44	44	0	2	19	21	
iii)	Fineness	for Every Batch/Lot	IS 4301 Part-1	3	41	41	0	3	3	0	44	44	0	2	17	19	
iv)	Compressive strength (3 Days)	for Every Batch/Lot	IS 4301 Part-6	4	62	62	0	4	4	0	66	66	0	2	15	17	
v)	Compressive strength (7 Days)	for Every Batch/Lot	IS 4301 Part-6	4	69	69	0	4	4	0	73	73	0	2	16	18	
vi)	Compressive strength (28 Days)	for Every Batch/Lot	IS 4301 Part-6	4	57	57	0	4	4	0	61	61	0	2	14	16	
2	Water	Source Approval/when required	IS 456	0	0	0	0	0	0	0	0	0	0	0	0	0	
3	Steel Reinforcement	Source Approval/when required	IS	0	10	10	0	0	0	0	10	10	0	0	4	4	
4	Admixture	Source Approval/when required	IS	0	1	1	0	0	0	0	1	1	0	0	1	1	
5	Coarse & fine Aggregates :																-
i)	Gradation Test for Coarse Aggregate	1 Test / day	IS 383	29	269	269	0	29	31	0	298	300	0	15	122	137	
ii)	Gradation Test for Fine Aggregate	1 Test / day	IS 383	29	220	220	0	29	31	0	249	251	0	16	109	125	
iii)	Flakiness Index	1 Test / day	IS 2386 Part-1	3	45	45	0	3	4	0	48	49	0	2	19	21	
iv)	Aggregate Impact Value/Los Angeles Abrasion Value	1 Test / day	IS 2386 Part-4	3	45	45	0	3	4	0	48	49	0	2	18	20	
v)	Soundness Test	Source Approval/when required	IS 2386 Part-5	0	1	1	0	0	0	0	0	1	0	0	0	0	
6	Concrete Compressive strength (7 Days) m ³		IS 516	270	1693	1693	0	270	270	0	1963	1963	0	212	864	1076	
7	Concrete Compressive strength (28 Days) m ³		IS 516	428	2939	2939	0	428	428	0	3367	3367	0	358	1212	1570	
P	Calibration																
i)	Concrete Batching Plant (CP-0.5) RE Block	One test for every year	-	1	1	1	0	1	1	0	1	1	0	1	1	2	
ii)	Concrete Batching Plant (CP-45)	One test for every year	-	1	4	3	0	1	1	0	5	4	0	1	6	7	
iii)	Sand pouring cylinder 150mm dia.	One test for every month	IS 2720 Part-28	1	10	9	0	1	1	0	11	10	0	1	6	7	
iv)	Sand pouring cylinder 200mm dia.	One test for every month	IS 2720 Part-28	1	11	10	0	1	1	0	12	11	0	1	7	8	
v)	Sand pouring cylinder 100mm dia.	One test for every month	IS 2720 Part-28	1	7	6	0	1	1	0	8	7	0	1	5	6	
vi)	Rapid moisture meter	One test for every month	-	1	0	0	0	1	1	0	1	1	0	1	0	1	
vii)	Compressive testing machine 2000KN	One test for every year	-	0	1	1	0	0	0	0	1	1	0	0	0	0	
viii)	Flexural Testing Machine	One test for every year	-	0	0	0	0	0	0	0	0	0	0	0	0	0	
ix)	Proving ring 50KN	One test for every year	-	0	0	0	0	0	0	0	0	0	0	0	0	0	
x)	Proving ring 30KN	One test for every year	-	0	0	0	0	0	0	0	0	0	0	0	0	0	
xi)	Proving ring 25KN	One test for every year	-	0	0	0	0	0	0	0	0	0	0	0	0	0	
xii)	WMM Plant 160TPH	One test for every year	-	1	0	0	0	1	1	0	1	1	0	1	0	1	
xiii)	HM Plant 160TPH	One test for every year	-	0	0	0	0	0	0	0	0	0	0	0	0	0	
xiv)	Bitumen Sprayer	One test for every year	-	0	0	0	0	0	0	0	0	0	0	0	0	0	
Total				3878	27077	25794	1279	3878	3428	456	30878	29151	1730	1830	11413	13243	

Correspondence

Sr. No	Letter No	Subject	To	From	Date	Remarks
1	MKCIL/GNR/UK_PSB_P KG-2/468	Regarding Closing of NCR-08.	IE	MKC Poanta - Saheb Dehradun Kedarnathji Highways Private Limited	01.02.2024	
2	MKCIL/GNR/UK_PSB_P KG-2/469	Regarding Bank Guarantee Release against Mobilization Advance Recovery.	IE	MKC Poanta - Saheb Dehradun Kedarnathji Highways Private Limited	02.02.2024	
3	MKCIL/GNR/UK_PSB_P KG-2/470	Regarding Bank Guarantee Release against Mobilization Advance Recovery.	IE	MKC Poanta - Saheb Dehradun Kedarnathji Highways Private Limited	02.02.2024	
4	MKCIL/GNR/UK_PSB_P KG-2/471	Regarding Bank Guarantee Release against Mobilization Advance Recovery	IE	MKC Poanta - Saheb Dehradun Kedarnathji Highways Private Limited	02.02.2024	
5	MKCIL/GNR/UK_PSB_P KG-2/472	Regarding Closing of NCR-12	IE	MKC Poanta - Saheb Dehradun Kedarnathji Highways Private Limited	02.02.2024	
6	MKCIL/GNR/UK_PSB_P KG-2/473	Regarding Closing of NCR-13	NHAI	MKC Poanta - Saheb Dehradun Kedarnathji Highways Private Limited	02.02.2024	
7	MKCIL/GNR/UK_PSB_P KG-2/474	Regarding Closing of NCR-16	IE	MKC Poanta - Saheb Dehradun Kedarnathji Highways Private Limited	02.02.2024	
8	MKCIL/GNR/UK_PSB_P KG-2/475	Closing of NCR-17	IE	MKC Poanta - Saheb Dehradun Kedarnathji Highways Private Limited	02.02.2024	
9	MKCIL/GNR/UK_PSB_P KG-2/476	Regarding Submission of Proposal for channelize the stream (LHS) Towards existing Nala at Box Culvert Chainage-26+794	IE	MKC Poanta - Saheb Dehradun Kedarnathji Highways Private Limited	03.02.2024	
10	MKCIL/GNR/UK_PSB_P KG-2/477	Regarding Requirement of Toe wall as per TCS-2A.	IE	MKC Poanta - Saheb Dehradun Kedarnathji Highways Private Limited	03.02.2024	
11	MKCIL/GNR/UK_PSB_P KG-2/478	Regarding Obligation of concessionaire regarding accident data on project site.	IE	MKC Poanta - Saheb Dehradun Kedarnathji Highways Private Limited	11.02.2024	
12	MKCIL/GNR/UK_PSB_P KG-2/479	Regarding Public Grievance No.012024-3-486658	IE	MKC Poanta - Saheb Dehradun Kedarnathji Highways Private Limited	06.02.2024	
13	MKCIL/GNR/UK_PSB_P KG-2/480	Regarding Submission of GSTR-3B & GSTR-1 copy for financial year-2023-24, Period- December.	IE	MKC Poanta - Saheb Dehradun Kedarnathji Highways Private Limited	06.02.2024	
14	MKCIL/GNR/UK_PSB_P KG-2/481	Regarding To Build Underpass in village Ramgarh Shishambara.	IE	MKC Poanta - Saheb Dehradun Kedarnathji Highways Private Limited	06.02.2024	
15	MKCIL/GNR/UK_PSB_P KG-2/482	Regarding Submission of Monthly Progress Report For the month of January 2024 as per clause 13.1 of CA	IE	MKC Poanta - Saheb Dehradun Kedarnathji Highways Private Limited	07.02.2024	
16	MKCIL/GNR/UK_PSB_P KG-2/483	Regarding Construction of Boundary Wall	IE	MKC Poanta - Saheb Dehradun Kedarnathji Highways Private Limited	07.02.2024	
17	MKCIL/GNR/UK_PSB_P KG-2/484	Regarding Approval of imported Bitumen (Hexatron bitumen Industries Limited).	IE	MKC Poanta - Saheb Dehradun Kedarnathji Highways Private Limited	08.02.2024	
18	MKCIL/GNR/UK_PSB_P KG-2/485	Regarding Submission of GFC Drawings with Approval of safety Consultant(Box Culvert)	IE	MKC Poanta - Saheb Dehradun Kedarnathji Highways Private Limited	10.02.2024	
19	MKCIL/GNR/UK_PSB_P KG-2/486	Regarding Addition of an Underpass of Chainage 33+190 and 300Mtr Wheel Load Drain in Change of Scope .	IE	MKC Poanta - Saheb Dehradun Kedarnathji Highways Private Limited	10.02.2024	
20	MKCIL/GNR/UK_PSB_P KG-2/487	Regarding Construction of Boundary wall.	IE	MKC Poanta - Saheb Dehradun Kedarnathji Highways Private Limited	10.02.2024	
21	MKCIL/GNR/UK_PSB_P KG-2/488	Regarding Observation on submission of revised drawing at chainage 26+794.	IE	MKC Poanta - Saheb Dehradun Kedarnathji Highways Private Limited	10.02.2024	
22	MKCIL/GNR/UK_PSB_P KG-2/489	Regarding Submission of MPC-04.	IE	MKC Poanta - Saheb Dehradun Kedarnathji Highways Private Limited	13.02.2024	
23	MKCIL/GNR/UK_PSB_P KG-2/490	Regarding Toe Wall and Retaining wall Schedule	IE	MKC Poanta - Saheb Dehradun Kedarnathji Highways Private Limited	14.02.2024	
24	MKCIL/GNR/UK_PSB_P KG-2/491	Regarding Location of Foot Over Bridge .	IE	MKC Poanta - Saheb Dehradun Kedarnathji Highways Private Limited	14.02.2024	
25	MKCIL/GNR/UK_PSB_P KG-2/492	Regarding Bank Guarantee Release against Mobilization Advance Recovery.	IE	MKC Poanta - Saheb Dehradun Kedarnathji Highways Private Limited	14.02.2024	
26	MKCIL/GNR/UK_PSB_P KG-2/493	Regarding To Increase the Height of MNB being Built in Village Kalyanpur (25+815)	IE	MKC Poanta - Saheb Dehradun Kedarnathji Highways Private Limited	14.02.2024	
27	MKCIL/GNR/UK_PSB_P KG-2/494	Regarding Providing Underpass in village Mednipur Badripur on Highway-72 Chainage 19+010.	IE	MKC Poanta - Saheb Dehradun Kedarnathji Highways Private Limited	14.02.2024	
28	MKCIL/GNR/UK_PSB_P KG-2/495	Regarding approval of imported bitumen.	IE	MKC Poanta - Saheb Dehradun Kedarnathji Highways Private Limited	14.02.2024	
29	MKCIL/GNR/UK_PSB_P KG-2/496	Regarding layout checking of Box Culvert of Chainage 26+794.	IE	MKC Poanta - Saheb Dehradun Kedarnathji Highways Private Limited	15.02.2024	
30	MKCIL/GNR/UK_PSB_P KG-2/497	Regarding Extension of Permission for Extraction of River Bed material from Asan River.	IE	MKC Poanta - Saheb Dehradun Kedarnathji Highways Private Limited	15.02.2024	
31	MKCIL/GNR/UK_PSB_P KG-2/498	Regarding Submission of Concrete Mix Design of M-40 grade for Paver Block for approval.	IE	MKC Poanta - Saheb Dehradun Kedarnathji Highways Private Limited	15.02.2024	
32	MKCIL/GNR/UK_PSB_P KG-2/499	Regarding Submission of test reports of Spherical bearings of Kentaflex.	IE	MKC Poanta - Saheb Dehradun Kedarnathji Highways Private Limited	16.02.2024	
33	MKCIL/GNR/UK_PSB_P KG-2/500	Regarding Site Inspection Report Held on 13.02.2024	IE	MKC Poanta - Saheb Dehradun Kedarnathji Highways Private Limited	16.02.2024	
34	MKCIL/GNR/UK_PSB_P KG-2/501	Regarding Request to release of Performance security	IE	MKC Poanta - Saheb Dehradun Kedarnathji Highways Private Limited	17.02.2024	
35	MKCIL/GNR/UK_PSB_P KG-2/502	Regarding Observation on submission of MPC-04	IE	MKC Poanta - Saheb Dehradun Kedarnathji Highways Private Limited	18.02.2024	
36	MKCIL/GNR/UK_PSB_P KG-2/503	Regarding Submission of Revised Plan and Profile From 39+000 to 41+000.	IE	MKC Poanta - Saheb Dehradun Kedarnathji Highways Private Limited	19.02.2024	
37	MKCIL/GNR/UK_PSB_P KG-2/504	Regarding Submission of Consent letter of DRB Member.	IE	MKC Poanta - Saheb Dehradun Kedarnathji Highways Private Limited	19.02.2024	

Sr. No	Letter No	Subject	To	From	Date	Remarks
38	MKCIL/GNR/UK_PSB_P KG-2/505	Regarding Submission of test report of borrow area - 18.	IE	MKC Poanta - Saheb Dehradun Kedarnathji Highways Private Limited	20.02.2024	
39	MKCIL/GNR/UK_PSB_P KG-2/506	Regarding estimate for shifting of 132 & 220 KV EHT lines From PITCUL.	IE	MKC Poanta - Saheb Dehradun Kedarnathji Highways Private Limited	19.02.2024	
40	MKCIL/GNR/UK_PSB_P KG-2/507	Regarding Submission of crash barrier drawing.	IE	MKC Poanta - Saheb Dehradun Kedarnathji Highways Private Limited	20.02.2024	
41	MKCIL/GNR/UK_PSB_P KG-2/508	Regarding Submission of Authorization of Mr. LOKESH SARASWAT.	NHAI	MKC Poanta - Saheb Dehradun Kedarnathji Highways Private Limited	21.02.2024	
42	MKCIL/GNR/UK_PSB_P KG-2/509	Regarding Improvement of Black spot identified on existing NH-72.	IE	MKC Poanta - Saheb Dehradun Kedarnathji Highways Private Limited	21.02.2024	
43	MKCIL/GNR/UK_PSB_P KG-2/510	Regarding Submission of test report of borrow area- 23.	IE	MKC Poanta - Saheb Dehradun Kedarnathji Highways Private Limited	22.02.2024	
44	MKCIL/GNR/UK_PSB_P KG-2/513	Regarding Submission of labour licence.	IE	MKC Poanta - Saheb Dehradun Kedarnathji Highways Private Limited	24.02.2024	
45	MKCIL/GNR/UK_PSB_P KG-2/514	Regarding Submission WC Policy.	IE	MKC Poanta - Saheb Dehradun Kedarnathji Highways Private Limited	24.02.2024	
46	MKCIL/GNR/UK_PSB_P KG-2/515	Regarding Bank Guarantee Release against Mobilization Advance Recovery.	IE	MKC Poanta - Saheb Dehradun Kedarnathji Highways Private Limited	24.02.2024	
47	MKCIL/GNR/UK_PSB_P KG-2/516	Regarding Conditional Approval of Pavement Design and Report using Triax TX160 Geogrid Tensar Geogrid.	IE	MKC Poanta - Saheb Dehradun Kedarnathji Highways Private Limited	26.02.2024	
48	MKCIL/GNR/UK_PSB_P KG-2/517	Regarding Minutes of Meeting held on 19.02.2024 under the Chairmanship of RO- Uttrakhand	IE	MKC Poanta - Saheb Dehradun Kedarnathji Highways Private Limited	27.02.2024	
49	MKCIL/GNR/UK_PSB_P KG-2/518	Regarding Unavailability of TX160 TraiAix Geogrid Representative at Site.	IE	MKC Poanta - Saheb Dehradun Kedarnathji Highways Private Limited	27.02.2024	
50	MKCIL/GNR/UK_PSB_P KG-2/519	Regarding WMM material laying at Ch.23+150 to 23+350 LHS	IE	MKC Poanta - Saheb Dehradun Kedarnathji Highways Private Limited	27.02.2024	
51	MKCIL/GNR/UK_PSB_P KG-2/520	Regarding Submission of Copy of Royalty Slip of Construction Material.	IE	MKC Poanta - Saheb Dehradun Kedarnathji Highways Private Limited	27.02.2024	
52	MKCIL/GNR/UK_PSB_P KG-2/521	Regarding achievement of Project Milestone-II.	IE	MKC Poanta - Saheb Dehradun Kedarnathji Highways Private Limited	28.02.2024	
53	MKCIL/GNR/UK_PSB_P KG-2/522	Regarding Authorization of Mr. SANJAY GUPTA	IE	MKC Poanta - Saheb Dehradun Kedarnathji Highways Private Limited	28.02.2024	
54	MKCIL/GNR/UK_PSB_P KG-2/523	Regarding Submission of Credential geogrid of Maruti Rub Plast Private Limited.	IE	MKC Poanta - Saheb Dehradun Kedarnathji Highways Private Limited	29.02.2024	
55	MKCIL/GNR/UK_PSB_P KG-2/524	Regarding Site Inspection Note for the inspection done by PD,PIU-Vasant Vihar(Dehradun) on 21.02.2024.	IE	MKC Poanta - Saheb Dehradun Kedarnathji Highways Private Limited	29.02.2025	

Weather report

9.1

Summary of weather report

SL. NO.	DATE	TEMPERATURE		HUMIDITY		WEATHER	RAIN FALL (in mm)	Cum. Rain Fall Up To Till Month	REMARKS
		MAX.	MIN.	MAX.	MIN.				
1	01-02-2024	17.8	9.1	59	43	Rainy	15	1755.2	Cum. Rain Fall Up To Previous Month
2	02-02-2024	22.2	10.1	51	34	Sunny	0	1755.2	
3	03-02-2024	18.8	11.6	56	37	Rainy	5	1760.1	
4	04-02-2024	18.1	13.1	56	47	Rainy	25	1784.8	
5	05-02-2024	20.6	11.9	56	39	Rainy	9	1793.4	
6	06-02-2024	2.7	8.9	56	35	Sunny	0	1793.4	
7	07-02-2024	11	9.5	50	49	Sunny	0	1793.4	
8	08-02-2024	23.7	8.7	50	33	Sunny	0	1793.4	
9	09-02-2024	22.8	10	52	34	Sunny	0	1793.4	
10	10-02-2024	23.3	10	53	34	Sunny	0	1793.4	
11	11-02-2024	12.7	11	56	54	Sunny	0	1793.4	
12	12-02-2024	13.6	10.8	55	51	Sunny	0	1793.4	
13	13-02-2024	24.6	11	54	34	Sunny	0	1793.4	
14	14-02-2024	23.9	11.6	54	35	Sunny	0	1793.4	
15	15-02-2024	19.6	13	56	42	Sunny	0	1793.4	
16	16-02-2024	25.6	12	56	33	Sunny	0	1793.4	
17	17-02-2024	25.8	12.5	52	33	Sunny	0	1793.4	
18	18-02-2024	24.3	13.5	54	34	Sunny	0	1793.4	
19	19-02-2024	22.8	15.4	53	34	Rainy	10	1803.3	
20	20-02-2024	14.9	14.6	51	51	Sunny	0	1803.3	
21	21-02-2024	17.9	12.9	47	39	Sunny	0	1803.3	
22	22-02-2024	17.4	11.7	46	38	Sunny	0	1803.3	
23	23-02-2024	17.1	12.4	46	38	Sunny	0	1803.3	
24	24-02-2024	14.9	10.4	47	39	Sunny	0	1803.3	
25	25-02-2024	14.5	12	45	41	Sunny	0	1803.3	
26	26-02-2024	25.9	12	45	32	Sunny	0	1803.3	
27	27-02-2024	13.2	12.7	52	51	Sunny	0	1803.3	
28	28-02-2024	20.7	13.6	52	37	Sunny	0	1803.3	
29	29-02-2024	17.5	15.5	52	47	Sunny	0	1803.3	

Site visit and meetings

10.1

Details of site visit and meetings

Sr. No	Date	Meeting & Visit
1	19.02.2024	Project Review Meeting at RO Office
2	21.02.2024	Site Visit of NHAI officials
3	27.02.2024	Project Review Meeting at PIU Vasant Vihar

Site photographs



Concrete Cube Testing going on with SQME sir



WMM Laying Work in Progress at Ch.23550



FDD Checking on WMM Top Layer at Ch.19+850



FDD Checking on GSB Top Layer at Ch.22+100



Sub Grade Top Rolling Work in Progress at Ch.29+350



GSB Top Layer Rolling Work in Progress at Ch. 21+700



VUP Pier Cap Reinforcement Binding Work in Progress at Ch. 31+691



33+033 MJB Girder Profile Checking by BE Sir



Drain Slab Pouring Work in Progress at Ch. 28+430



MJB Pier Cap Curing Work in Progress



MJB Girder Concrete Pouring Work in Progress Ch. 33+033



MNB Slab Reinforcement Work in Progress at Ch. 29+659



MNB Slab Concrete Pouring Work in Progress at Ch. 28+222



MNB Slab Curing Work in Progress at Ch. 20+163



RE Block Erection and Geogrid Laying work in Progress at Ch. 31+650



RE Wall Back Fill Material Rolling Work in Progress at Ch. 31+600



MJB Pier Cap Pedestal & Seismic Restrainer Reinforcement Binding work in Progress



MNB Slab Curing Work in Progress at Ch. 29+659



WMM Trial Patch with Triaxial Geogrid under process at ch-19+350. With SPS , SQME, ME sir



Patch Repairing work is going on at Ch 43+550



Site Visit of PD Sir and IE Staff



MKC Laboratory Visit of PD Sir and IE Staff

Thanks