

**MONTHLY PROGRESS REPORT OF MAY-2024**

**Name of work**

**Up-gradation & 4 laning of Poanta Saheb- Ballupur sec. of NH-72 in Uttarakhand state under NH(o) on HAM pkg-II Medinipur to Ballupur from CH 18.700 To CH 44.800.**



**Name of Client**

**National Highways Authority of India**

**Name of Independent Engineer**

**M/s URS Scott Wilson India Pvt. Ltd. In JV with the Lion Engineering Consultant Pvt Ltd.**

**Name of Concessionaire**

**M/s MKC Kedarnathji Poanta Saheb Highways Pvt. Ltd.**

## INDEX

Chapter no.	Description
1	<u><a href="#">Maps Showing project Location</a></u>
	1.1 Location of Work state in india
	1.2 Location of project in state
2	<u><a href="#">Executive Summary</a></u>
	2.1 Introduction
	2.2 Scope of the project
	2.3 Salient features of the contract
3	<u><a href="#">Progress of the work</a></u>
	3.1 Physical progress
	3.2 Work done status of highway & Structure
	3.3 Strip chart of structure
	3.4 Strip chart of Highway Works
	3.5 Utility shifting
	3.6 Change of scope
	3.7 Extension of time
4	<u><a href="#">Status of approval</a></u>
	4.1 Status of drawing approval
5	<u><a href="#">Critical issues and hindrance</a></u>
	5.1 Hindrance in the work
	5.2 list of issues
	5.3 Procurement of the site
6	<u><a href="#">Mobilization Status</a></u>
	6.1 List of personnel deployment
	6.2 Mobilization of plants & machinery
	6.3 Mobilization of lab equipments
7	<u><a href="#">Quality control test conducted summary</a></u>
	7.1 Quality control test conducted summary
8	<u><a href="#">Correspondence</a></u>
	8.1 Summary of correspondence letters
9	<u><a href="#">Weather report</a></u>
	9.1 Summary of weather report
10	<u><a href="#">Site visit and meetings</a></u>
	10.1 Details of site visit and meetings
11	<u><a href="#">Site photographs</a></u>
	11.1 Site photographs

# Maps Showing project Location

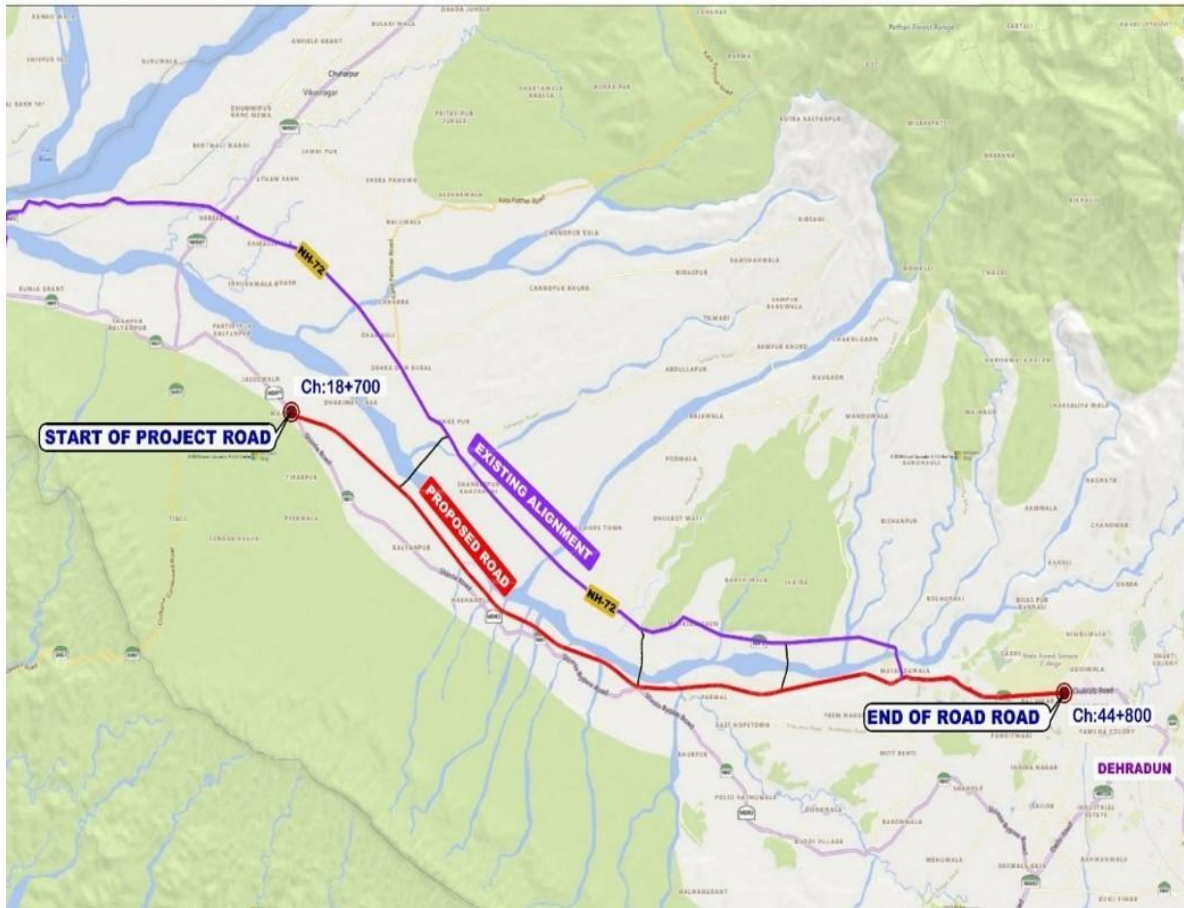
## 1.1

## Location of Work state in india



## 1.2

## Location of project in state



# *Executive Summary*

The site of the Four-lane Project Highway comprises the Medinipur-Ballupur Section of NH-72.

It starts at km 30.690 of Shimla bypass road (Design Ch 18.700 km) and ends at (km 148.025 of NH-72 (Design Ch 44.800 km) in Dehradun district of Uttarakhand state. The section of existing NH-72 between km 113.400 (Dharmawala Chowk) to km 143.275 (Prem Nagar) is proposed to be bypassed by greenfield alignment

## 2.2

## Scope of the project

1	Total Length of the Project	26.1 Km
2	Major Junctions	02 Nos
3	Minor Junctions	58 Nos
4	Box Culverts	15 Nos
5	Pipe Culverts	58 Nos
6	Minor Bridges	19 Nos
7	VUP / LVUP	06 Nos
8	Major Bridge	1 Nos
9	VOP	01 Nos
10	FOB	03 Nos
11	Bus bay	08 Nos
12	Service Road ( both side)	20.484 Km
13	Drain (both side)	30.02 Km



## 2.3

### Salient features of the contract

Name of Client	National Highway Authority of India		
Name of Contractor	MKC Infrastructure Limited		
Name of Concessionaire	MKC Poanta – Saheb Dehradun Kedarnathji Highways Private Limited		
Name of Independent engineer	M/S URS Scott Wilson India Pvt. Ltd in JV with Lion Engineering Consultants Pvt. Ltd.		
Name of Safety consultant	Chaitanya Projects Consultancy Pvt. Ltd.		
Contract Limits	From Medinipur CH 18.7 to Ballupur CH 44.8		
Contract Length	26.21 Km		
Milestones	Mile stone-I	18th July-2023	20%
	Mile stone-II	14th January-2024	35%
	Mile stone-III	12th July-2024	75%
	Mile stone-IV	17th february-2025	100%
Letter of Acceptance Date	30th May-2022		
Date of Signing of contract agreement	14th July-2022		
Commencement Date	18th February-2023		
Project Duration	730 days		
Schedule Completion Date	17th February-2025		
Original Contract Price	₹ 5,16,56,00,000.00		

# *Progress of the work*

## 3.1

## Physical progress

**Project :** Up-gradation & Four Laning of Poanta Saheb-Ballapur Section of NH-72 in the State of Uttarakhand under NH (O) on Hybrid Annuity Mode. Package-II: Medinipur to Ballapur (Dehradun) from Design Ch. 18.700 to Ch. 44.800.

**Client :** National Highway Authority of India

**Independent Engineer :** URS Scott Wilson India Private Limited in Joint Venture with Lion Engineering Consultants Pvt. Ltd.

**HAM Concessionaire :** M/s MKC- Poanta-Saheb Dehradun Kedarnathji Ji Highway Private Limited

**Total Contract Price** 5,16,56,00,000

Item	Stage for measurement of Physical Progress	Unit	Qty.	Amount	Weightage in % age	Physical Progress as per Annexure-I of Schedule-G	Weightage of Completed work in %	
Road works including culverts, minor bridges, underpasses, overpasses, approaches to ROB/RUB/ Major Bridges/ Structures (but excluding Slip/ Service roads)	A-Widening & Strengthening of							
	(1) Earthwork upto top of Sub-grade	Km	4.50	16361543.33	0.32%	4.5	0.32%	
	(2) Granular work (Sub-base,							
	(a) CTSB/GSB	Km	4.50	21553385.78	0.42%	4.5	0.42%	
	(b) WMM	Km	4.50	41505832.80	0.80%	4.5	0.80%	
	(3) Shoulders	Km	9.00	2971864.40	0.06%	9	0.06%	
	(4) Bituminous Work							
	(a) DBM	Km	4.50	23207725.35	0.45%	4.5	0.45%	
	(b) BC	Km	4.50	24305590.88	0.47%	1.2	0.13%	
	B-New 4 Lane Realignment/Bypass							
	(1) Earthwork upto top of Sub-grade	Km	41.56	805887112.76	15.60%	32.3	12.12%	
	(2) Granular work (Sub-base,							
	(a) CTSB / GSB	Km	41.56	219083230.31	4.24%	25.6	2.61%	
	(b) WMM	Km	41.56	370137914.57	7.17%	9.33	1.61%	
	(3) Shoulders	Km	41.56	33188279.25	0.64%			
	(4) Bituminous Work							
	(a) DBM	Km	41.56	208434264.66	4.04%	4.66	0.45%	
	(b) BC	Km	41.56	226138688.23	4.38%			
	C- New Culverts, Minor Bridges,							
	1) Culverts	No.	73.00	154175319.31	2.98%	60	2.45%	
	2) Minor Bridge					0.00%		
	a) Foundation	No.	19.00	267262947.46	5.17%	19	5.17%	
	b) Sub-Structure	No.	19.00	233855079.03	4.53%	17	4.05%	
	c) Super-Structure (including Crash	No.	19.00	167039342.17	3.23%	15	2.55%	
	3) Grade separated structures							
	i) Foundation	No.	6.00	115773880.88	2.24%	5	1.87%	
	ii) Sub-Structure	No.	6.00	101302145.77	1.96%	5	1.63%	
	iii) Super-Structure (including Crash	No.	6.00	72358675.55	1.40%	2	0.47%	
	b) Overpasses					0.00%		
	i) Foundation	No.	1.00	18846910.84	0.36%			
ii) Sub-Structure	No.	1.00	16491046.99	0.32%				
iii) Super-Structure (including Crash	No.	1.00	11779319.28	0.23%				
d) Foot Over Bridge	No.	3.00	27129384.98	0.53%				
Major Bridge works and ROB / RUB	C) New Major Bridges				0.00%			
	1) Foundation				0.00%			
	a) Open Foundation	No.	1.00	108539227.81	2.10%	1	2.10%	
	2) Sub-Structure	No.	1.00	94971824.34	1.84%	1	1.84%	
	3) Super-Structure (including Crash	No.	1.00	67837017.38	1.31%			

Item	Stage for measurement of Physical Progress	Unit	Qty.	Amount	Weightage in % age	Physical Progress as per Annexure-I of Schedule-G	Weightage of Completed work in %
Structure (Elevated)	4) Reinforced Earth Wall (includes	Sq.m	27201.50	328923283.49	6.37%	17990	4.21%
Electrical and Public Health Utilities	EHT Line	Km	0.34	4486146.46	0.09%		
	EHT Crossing	No.	2.00	15926636.19	0.31%		
	HT/LT Lines (including	Km	3.28	7931062.20	0.15%	2.32	0.11%
	HT/LT Crossings	No.	43.00	46476333.59	0.90%	43	0.90%
	Water Pipeline	Km	3.47	2704171.86	0.05%		
	Water Pipeline Crossings	No.	28.00	19547849.31	0.38%		
Other Works	i) - Service Road/ Slip Road	Km	20.48	562762835.69	10.89%		
	iii) Road Side Drain	Km	30.02	205461080.75	3.98%	10.02	1.33%
	iv) - Road signs,markings, Km						
	(a) Road signs,markings, Km	Km	26.10	41277719.41	0.80%		
	(d) Concrete Crash Barrier/W Beam	Km	8.61	46479789.69	0.90%		
	v) - Project Facilities						
	(a) Bus Bays	No.	8.00	5302600.92	0.10%		
	(b) Truck Lay Bays	No.	0.00				
	(c) Rest Area / Wayside Amenities	No.	1.00	2947720.34	0.06%		
	vii) - Road Side Plantation and	Km	26.10	10721108.26	0.21%		
	viii) - Protection Work						
	(a) Boulder Pitching on Slopes	Km	5.22	6308189.92	0.12%	2.37	0.06%
	(b) Toe Wall / Retaining Wall	Km	17.69	241438506.52	4.67%	3.77	1.00%
	(a) Major Junctions	No.	2.00	43305395.72	0.84%		
	(b) Minor Junctions	No.	58.00	10989583.92	0.21%		
	(c) Street Lightning	Km	26.10	25589783.02	0.50%		
	(e)ATMS, HTMS, Traffic Aid Posts,	Km	26.10	36542155.89	0.71%		
	(f) Paver block flooring	Sqm	27867.00	50340492.75	0.97%		
<b>Total</b>					<b>100.00%</b>		<b>48.71%</b>
SR NO	MONTH	WORKDONE AMOUNT IN (Cr.)	PHYSICAL PROGRESS (%)	CUMULATIVE PHYSICAL PROGRESS			
Project Cost				516.56			
1	FEBRUARY	0	0.00%	0.00%			
2	MARCH	2.61	0.51%	0.51%			
3	APRIL	4.54	0.88%	1.38%			
4	MAY	11.66	2.26%	3.64%			
5	JUNE	11.4	2.21%	5.85%			
6	JULY	1.81	0.35%	6.20%			
7	AUGUST	2.59	0.50%	6.70%			
8	SEPTEMBER	8.83	1.71%	8.41%			
9	OCTOBER	18.80	3.64%	12.05%			
10	November	45.36	8.78%	20.83%			
11	December	17.15	3.32%	24.15%			
12	January	30.27	5.86%	30.01%			
13	February	29.86	5.78%	35.79%			
14	March	31.30	6.06%	41.85%			
15	April	11.62	2.25%	44.10%			
16	MAY	23.81	4.61%	48.71%			
TOTAL		251.617	48.71%				

\* Amount is calculated as per Schedule-G

### 3.2

### Work done status of highway & Structure

Highway								
Sr no.	Work description	Side	Unit	Scope	Completed	In progress	Balance	% of Balance
1	C & G	LHS	KMS	26.1	24.7	0	1.4	5.36%
2		RHS	KMS	26.1	24.7	0	1.4	5.36%
3	Earthwork	LHS	KMS	26.1	22.8	1.5	1.8	6.90%
4		RHS	KMS	26.1	22.8	1.5	1.8	6.90%
5	Sub Grade	LHS	KMS	26.1	20.65	2.5	2.95	11.30%
6		RHS	KMS	26.1	20.65	2.5	2.95	11.30%
7	GSB	LHS	KMS	26.1	17.3	1.8	7	26.82%
8		RHS	KMS	26.1	17.3	1.8	7	26.82%
9	WMM	LHS	KMS	26.1	9.165	1	15.935	61.05%
10		RHS	KMS	26.1	9.165	1	15.935	61.05%
11	DBM	LHS	KMS	26.1	6.83		19.27	73.83%
12		RHS	KMS	26.1	6.83		19.27	73.83%
13	BC	LHS	KMS	26.1	1.2		24.9	95.40%
14		RHS	KMS	26.1	1.2		24.9	95.40%
Structure								
Sr no.	Work description	Side	Unit	Scope	Completed	In progress	Yet to start	% of Progress
1	Pipe culverts		Nos	58	54	4	0	100.00%
2	Box culverts		Nos	15	6	4	5	66.67%
3	Minor Bridges		Nos	19	15	4	0	100.00%
4	VUP		Nos	3	0	2	1	66.67%
5	LVUP		Nos	3	2	1	0	100.00%
6	Major bridge		Nos	1	0	1	0	100.00%
7	VOP		Nos	1	0	0	1	0.00%
8	FOB		Nos	3	0	0	3	0.00%

## Strip chart showing the status of BOX Culverts

Sr no.	Chainage		SPAN	Activity Status(BHS)									
	Schedule	Design		Excavation	PCC	Raft	Bottom Haunch	Wall 1st Lift	Wall 2nd Lift	Wall 3rd Lift	Top Haunch	Slab	
1	19+080		1X6.0 M	DONE	DONE	DONE	DONE	DONE	DONE	DONE	DONE	DONE	DONE
2	21+108		1X6.0 M	DONE	WIP	WIP	WIP	WIP	WIP	WIP	WIP	WIP	WIP
3	21+283		1X6.0 M	DONE	DONE	DONE	DONE	DONE	WIP	WIP	WIP	WIP	WIP
4	21+408	31+370	1X6.0 M	DONE	DONE	DONE	DONE	DONE	DONE	DONE	DONE	DONE	DONE
5	22+554		1X6.0 M	DONE	DONE	DONE	DONE	DONE	DONE	WIP	WIP	WIP	WIP
6	25+973	25+992	1X6.0 M	DONE	DONE	DONE	DONE	DONE	DONE	DONE	DONE	DONE	DONE
7	26+612	26+612	1X6.0 M	DONE	DONE	DONE	DONE	DONE	DONE	DONE	DONE	DONE	DONE
8	26+794	26+804	1X6.0 M	DONE	DONE	DONE	DONE	DONE	DONE	DONE	DONE	DONE	DONE
9	31+005	27+770	1X6.0 M	DONE	DONE	DONE	DONE	DONE	DONE	DONE	DONE	DONE	DONE
10	35+575	27+068	1X4.0 M	DONE	DONE	DONE	DONE	DONE	WIP	WIP	WIP	WIP	WIP
11	39+070		1X6.0 M										
12	40+052		1X2.0 M										
13	41+923		1X2.0 M										
14	43+998		1X2.0 M										
15	44+191		1X2.0 M										
TOTAL SCOPE				15	15	15	15	15	15	15	15	15	15
WORK COMPLETED				10	9	9	9	9	7	6	6	6	6
BALANCE				5	6	6	6	6	8	9	9	9	9

### Strip chart showing the status of Hume pipe culverts

Sr. no.	Chainage		Dia. (m)	Drawing Status		Activity Status(Both Side)								
	Schedule	Design				Excavation	GSB	PCC	Pipe Laying	Head wall PCC	Head wall 1st lift	Head wall 2nd lift	Head wall 3rd lift	Encasing
1	19+250	19+250	1.2		1	DONE		NA	DONE	DONE	DONE	DONE	DONE	DONE
2	20+205	20+205	1.2		1	DONE		NA	DONE	DONE	DONE	DONE	DONE	DONE
3	20+360	20+360	1.2			DONE		NA	WIP	DONE	DONE	DONE	WIP	
4	20+438	20+438	1.2			DONE		WIP		DONE	DONE	WIP		
5	20+468	20+468	1.2		1	DONE		DONE	DONE	DONE	DONE	DONE	DONE	DONE
6	21+945	21+945	1.2		1	DONE		DONE	DONE	DONE	DONE	DONE	DONE	DONE
7	22+083	22+080	1.2		1	DONE		DONE	DONE	DONE	DONE	DONE	DONE	DONE
8	22+160	22+160	1.2		1	DONE		DONE	DONE	DONE	DONE	DONE	DONE	DONE
9	22+214	22+214	1.2		1	DONE	DONE	DONE	DONE	DONE	DONE	DONE	DONE	DONE
10	22+339	22+339	1.2		1	DONE		DONE	DONE	DONE	DONE	DONE	DONE	DONE
11	22+769	22+769	1.2		1	DONE		NA	DONE	DONE	DONE	DONE	DONE	DONE
12	22+807	22+802	1.2		1	DONE		NA	DONE	DONE	DONE	DONE	DONE	DONE
13	23+201	23+197	1.2		1	DONE	NA	DONE	DONE	DONE	DONE	DONE	DONE	DONE
14	23+414	23+440	1.2		1	DONE	NA	DONE	DONE	DONE	DONE	DONE	DONE	DONE
15	23+566	23+565	1.2		1	DONE		DONE	DONE	DONE	DONE	DONE	DONE	DONE
16	23+932	23+932	1.2		1	DONE	NA	DONE	DONE	DONE	DONE	DONE	DONE	DONE
17	24+147	24+145	1.2		1	DONE	NA	DONE	DONE	DONE	DONE	DONE	DONE	DONE
18	24+511	24+507	1.2		1	DONE	DONE	DONE	DONE	DONE	DONE	DONE	DONE	DONE
19	24+820	24+817	1.2		1	DONE		DONE	DONE	DONE	DONE	DONE	DONE	DONE
20	24+878	24+878	1.2		1	DONE	DONE	DONE	DONE	DONE	DONE	DONE	DONE	DONE
21	25+150	25+150	1.2			WIP		NA						
22	26+366	26+366	1.2		1	DONE	DONE	NA	DONE	DONE	DONE	DONE	DONE	DONE
23	27+243	27+237	1.2		1	DONE	NA	DONE	DONE	DONE	DONE	DONE	DONE	DONE
24	27+358	27+358	1.2		1	DONE	DONE	NA	DONE	DONE	DONE	DONE	DONE	DONE
25	27+452	27+446	1.2		1	DONE	NA	DONE	DONE	DONE	DONE	DONE	DONE	DONE
26	27+959	27+959	1.2		1	DONE	DONE	NA	DONE	DONE	DONE	DONE	DONE	DONE
27	28+295	19+900	1.2		1	DONE	NA	DONE	DONE	DONE	DONE	DONE	DONE	NA
28	28+384	28+381	1.2		1	DONE	NA	DONE	DONE	DONE	DONE	DONE	DONE	DONE
29	28+581	28+579	1.2		1	DONE		DONE	DONE	DONE	DONE	DONE	DONE	DONE
30	28+619	28+618	1.2		1	DONE		DONE	DONE	DONE	DONE	DONE	DONE	DONE
31	29+476	29+476	1.2		1	DONE		DONE	DONE	DONE	DONE	DONE	DONE	DONE
32	30+097	30+093	1.2		1	DONE		DONE	DONE	DONE	DONE	DONE	DONE	DONE
33	30+460	31+150	1.2			DONE		DONE	DONE	DONE	DONE	DONE	DONE	DONE
34	30+661	30+661	1.2		1	DONE	NA	DONE	DONE	DONE	DONE	DONE	DONE	DONE
35	30+838	30+838	1.2		1	DONE	DONE	NA	DONE	DONE	DONE	DONE	DONE	DONE
36	30+928	30+928	1.2		1	DONE	DONE	NA	DONE	DONE	DONE	DONE	DONE	DONE
37	31+781	31+781	1.2											
38	31+962	31+962	1.2		1	DONE		DONE	DONE	DONE	DONE	DONE	DONE	NA
39	32+059	32+059	1.2		1	DONE	DONE	DONE	DONE	DONE	DONE	DONE	DONE	NA

Sr. no.	Chainage		Dia. (m)	Drawing Status		Activity Status(Both Side)								
	Schedule	Design				Excavation	GSB	PCC	Pipe Laying	Head wall PCC	Head wall 1st lift	Head wall 2nd lift	Head wall 3rd lift	Encasing
40	32+115	32+115	1.2		1	DONE	NA	DONE	DONE	DONE	DONE	DONE	DONE	DONE
41	32+178	32+178	1.2		1	DONE	NA	DONE	DONE	DONE	DONE	DONE	DONE	DONE
42	32+228	32+228	1.2		1	DONE	NA	DONE	DONE	DONE	DONE	DONE	DONE	DONE
43	32+291	32+291	1.2		1	DONE	NA	DONE	DONE	DONE	DONE	DONE	DONE	DONE
44	32+434	32+434	1.2			DONE	DONE	DONE	DONE	DONE	DONE	WIP	WIP	
45	33+439	33+439	1.2		1	DONE	NA	DONE	DONE	DONE	DONE	DONE	DONE	DONE
46	33+600	33+600	1.2		1	DONE	NA	DONE	DONE	DONE	DONE	DONE	DONE	DONE
47	34+062	34+062	1.2			DONE	NA	DONE	WIP	WIP	WIP	WIP	WIP	
48	34+352	34+352	1.2		1	DONE	NA	DONE	DONE	DONE	DONE	DONE		DONE
49	35+153	35+153	1.2		1	DONE	NA	DONE	DONE	DONE	DONE	DONE	DONE	DONE
50	36+577	36+577	1.2		1	DONE		DONE	DONE	DONE	DONE	DONE	DONE	DONE
51	37+014	36+990	1.2		1	DONE	NA	DONE	DONE	DONE	DONE	DONE	DONE	DONE
52	37+460	37+460	1.2		1	DONE	NA	DONE	DONE	DONE	DONE	DONE	DONE	DONE
53	37+540	37+585	1.2		1	DONE	NA	DONE	DONE	DONE	DONE	DONE	DONE	DONE
54	37+840	37+840	1.2		1	DONE		DONE	DONE	DONE	DONE	DONE	DONE	DONE
55	38+175	38+175	1.2		1	DONE		DONE	DONE	DONE	DONE	DONE	DONE	DONE
56	38+750	38+750	1.2		1	DONE		DONE	DONE	DONE	DONE	DONE	DONE	DONE
57	38+850	38+850	1.2		1	DONE		DONE	DONE	DONE	DONE	DONE	DONE	DONE
58	39+219	39+219	1.2		1	DONE		DONE	DONE	DONE	DONE	DONE	DONE	DONE
59	26+930	22+900	1.2			DONE					WIP			
60	27+180	27+180	1.2			DONE		DONE	DONE	DONE	DONE	DONE	DONE	DONE
61	27+400	27+400	1.2											
62	27+620	27+553	1.2			DONE				DONE	DONE	DONE	DONE	
63	28+460	28+460	1.2											
64	31+005	31+005	1.2			DONE		DONE	DONE	DONE	DONE	DONE	WIP	DONE
65	35+575	35+575	1.2		1	DONE		DONE	DONE	DONE	DONE	DONE	DONE	DONE
TOTAL SCOPE						65	20	65	65	65	65	65	65	65
WORK COMPLETED						61	10	48	56	59	59	57	54	52
BALANCE						4	10	17	9	6	6	8	11	13



### Strip chart showing the status of Minor /Major Bridges

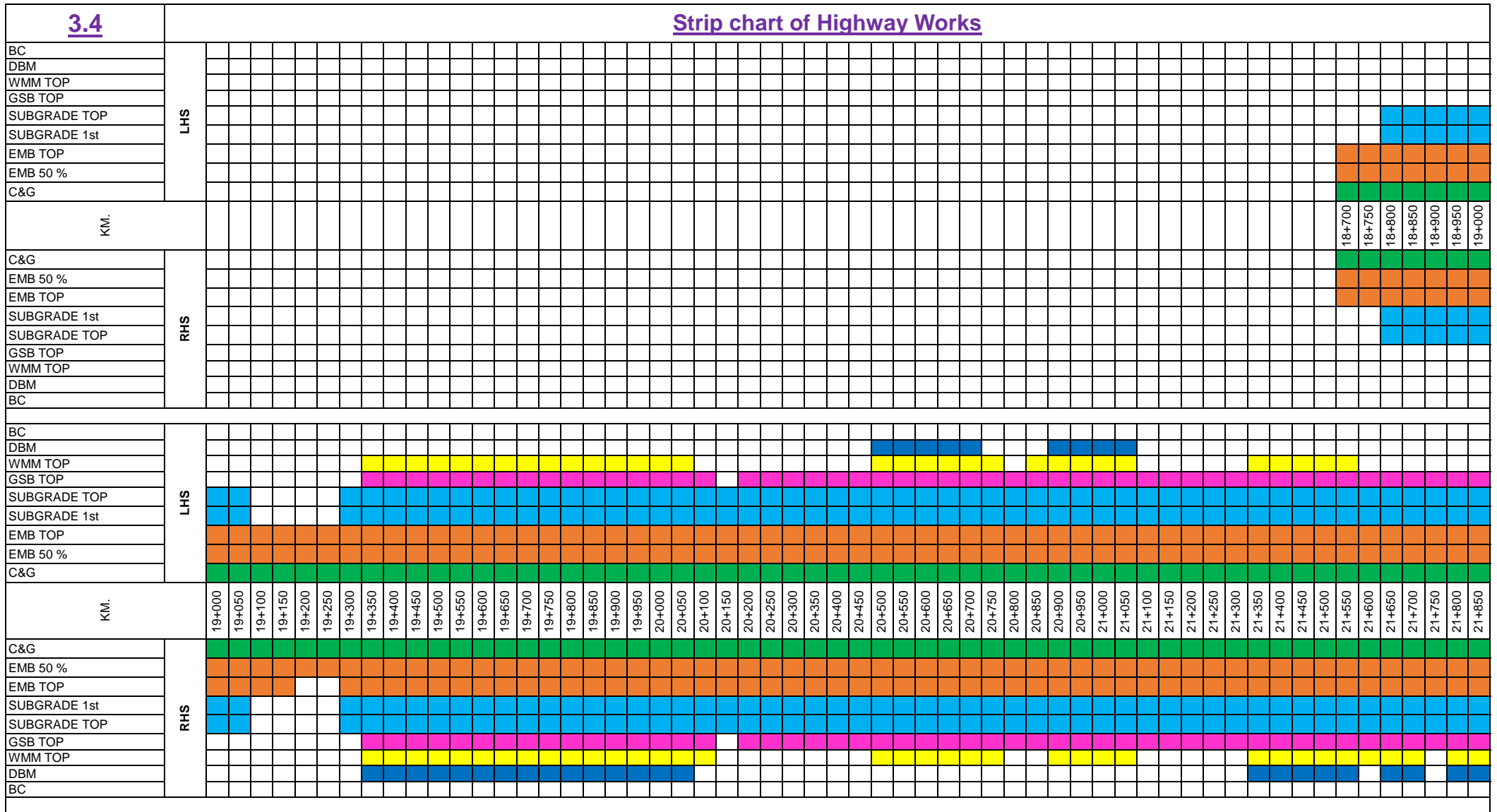
Sr no.	Chainage		SPAN	Activity Status(BHS)									
	Schedule	Design		Excavation	PCC	Raft	Bottom Haunch	Wall 1st Lift	Wall 2nd Lift	Wall 3rd Lift	Top Haunch	Slab	
1	19+297	19+298	3X8 M	DONE	DONE	DONE	DONE	DONE	DONE	DONE	DONE	DONE	DONE
2	20+163	20+163	2X10 M	DONE	DONE	DONE	DONE	DONE	DONE	DONE	DONE	DONE	DONE
3	20+820	20+816	2X10 M	DONE	DONE	DONE	DONE	DONE	DONE	DONE	WIP	WIP	WIP
4	21+610	21+610	2X10 M	DONE	DONE	WIP	WIP	WIP					
5	21+762	21+762	3X8 M	DONE	DONE	DONE	DONE	DONE	DONE	DONE	DONE	DONE	DONE
6	22+972	22+973	3X8 M	DONE	DONE	DONE	DONE	DONE	DONE	DONE	DONE	DONE	DONE
7	24+090	23+974	3X8 M	DONE	DONE	DONE	DONE	DONE	DONE	DONE	DONE	DONE	DONE
8	24+377	24+355	2X10 M	DONE	DONE	DONE	DONE	DONE	DONE	DONE	DONE	DONE	DONE
9	25+320	25+316	3X8 M	DONE	DONE	DONE	DONE	DONE	DONE	DONE	DONE	DONE	DONE
10	25+815	25+811	1X10 M	DONE	DONE	DONE	DONE	DONE	DONE	DONE	DONE	DONE	DONE
11	26+487	26+480	3X8 M	DONE	DONE	DONE	DONE	DONE	DONE	DONE	DONE	DONE	DONE
12	27+042	27+040	2X8 M	DONE	DONE	DONE	DONE	DONE	DONE	DONE	DONE	DONE	DONE
13	27+741	27+736	3X10 M	DONE	DONE	DONE	DONE	DONE	DONE	DONE	DONE	DONE	DONE
14	28+122	28+122	2X10 M	DONE	DONE	DONE	DONE	DONE	DONE	DONE	DONE	WIP	WIP
15	28+222	28+222	5X10 M	DONE	DONE	DONE	DONE	DONE	DONE	DONE	DONE	DONE	DONE
16	29+174	29+171	2X8 M	DONE	DONE	DONE	DONE	DONE	DONE	DONE	DONE	DONE	DONE
17	29+659	29+652	2X8 M	DONE	DONE	DONE	DONE	DONE	DONE	DONE	DONE	DONE	DONE
18	30+300	30+305	5X10 M	DONE	DONE	DONE	DONE	DONE	DONE	DONE	DONE	WIP	WIP
19	31+745	31+740	3X10 M	DONE	DONE	DONE	DONE	DONE	DONE	DONE	DONE	DONE	DONE
20	33+033	33+033	3X35 M	DONE	DONE	DONE	DONE	DONE	DONE	DONE	DONE		
TOTAL SCOPE				20	20	20	20	20	20	20	20	20	20
WORK COMPLETED				20	20	19	19	19	19	18	15	15	
BALANCE				0	0	1	1	1	1	2	5	5	

**Strip chart showing the status of Grade separated structures**

Sr no.	Chainage		Length	Activity Status(BHS)								
	Schedule	Design		Excavation	PCC	Raft	Bottom Haunch	Wall 1st Lift	Wall 2nd Lift	Wall 3rd Lift	Top Haunch	Slab
1	22+598	22+596	70	DONE	DONE	DONE	DONE	DONE	DONE	DONE		
2	28+285	28+285	12	DONE	DONE	DONE	DONE	DONE	DONE	DONE	DONE	DONE
3	30+259	30+259	12	DONE	DONE	DONE	DONE	DONE	DONE	DONE	DONE	DONE
4	31+691	31+678	70	DONE	DONE	DONE	DONE	DONE	DONE	DONE		
5	39+493	39+500	12	DONE	DONE	DONE	DONE	DONE	DONE	DONE		
6	39+740	39+720	16									
7	40+063	40+042	72.5									
TOTAL SCOPE				7	7	7	7	7	7	7	7	7
WORK COMPLETED				5	5	5	5	5	5	5	2	2
BALANCE				2	2	2	2	2	2	2	5	5

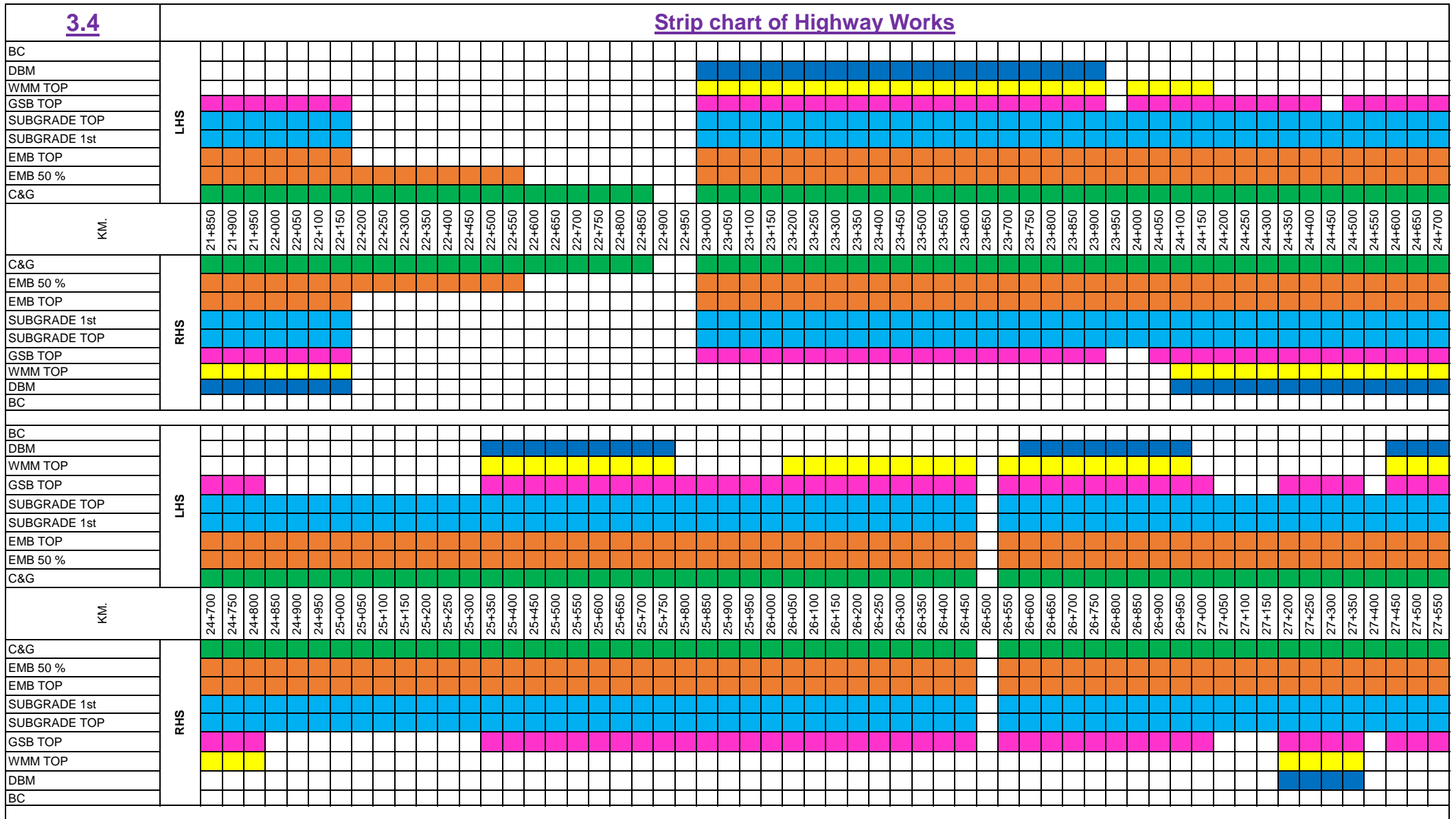
**3.4**

**Strip chart of Highway Works**



**3.4**

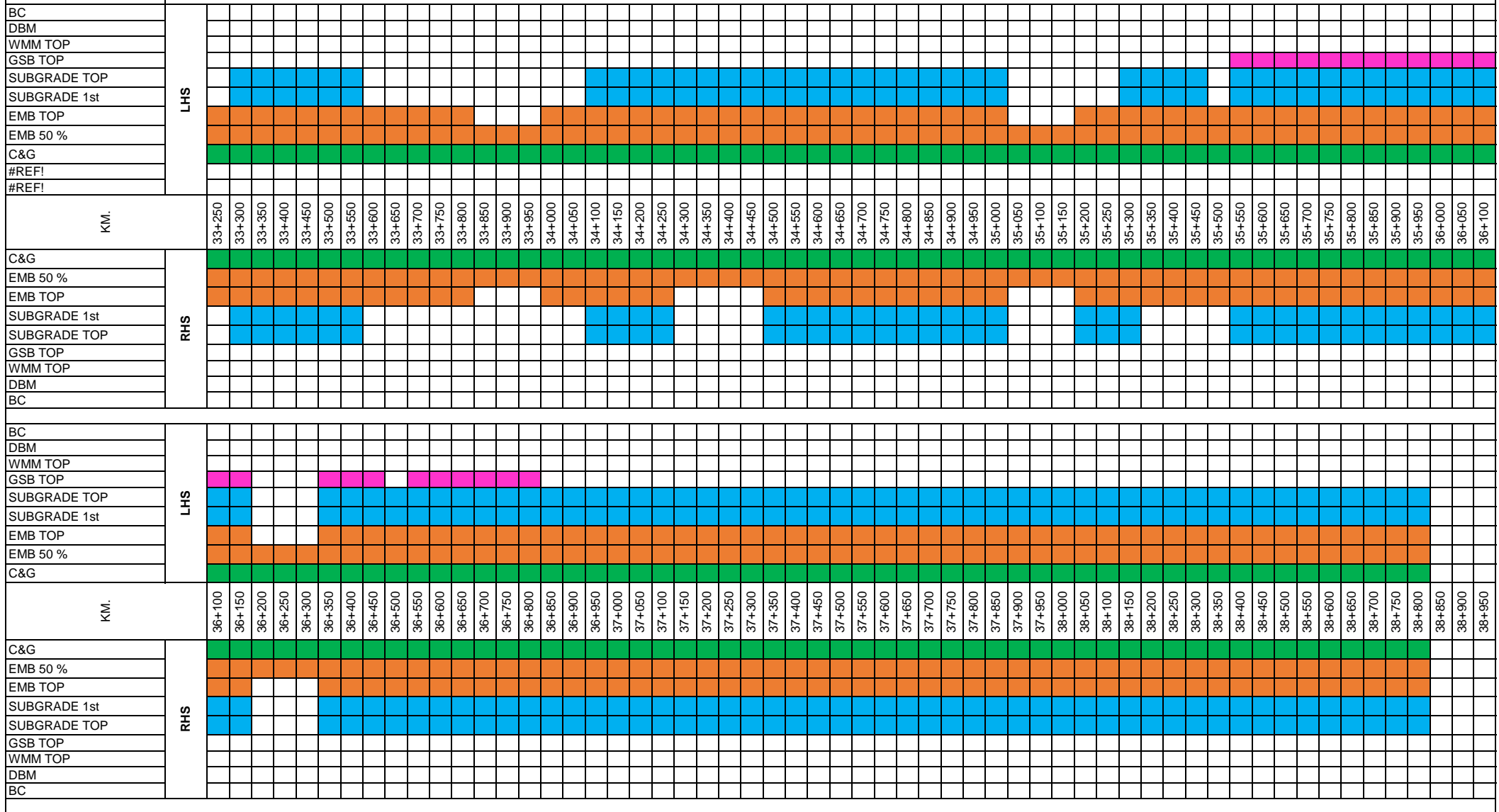
**Strip chart of Highway Works**





**3.4**

**Strip chart of Highway Works**





**3.4**

**Strip chart of Highway Works**

BC	LHS				
DBM					
WMM TOP					
GSB TOP					
SUBGRADE TOP					
SUBGRADE 1st					
EMB TOP					
EMB 50 %					
C&G					
KM.		44+650	44+700	44+750	44+800
C&G	RHS				
EMB 50 %					
EMB TOP					
SUBGRADE 1st					
SUBGRADE TOP					
GSB TOP					
WMM TOP					
DBM					
BC					



**3.5****Utility shifting****Stament showing the work done of the utilty shifting**

<b>S.No</b>	<b>Chainage</b>	<b>Line Name</b>	<b>Status</b>	<b>Division</b>	<b>Remarks</b>
1	19+320	11 KV	Complete	Herbatpur	
2	22+586	LT Line	Complete	Herbatpur	
3	22+720	11 KV	Complete	Herbatpur	
4	23+350	11 KV	Complete	Herbatpur	
5	25+250	11 KV	Complete	Herbatpur	
6	26+150	LT Line	Complete	Herbatpur	
7	26+900	LT Line	Complete	Ganeshpur	
8	27+700	11 KV	Complete	Ganeshpur	
9	27+720	LT Line	Complete	Ganeshpur	
10	28+060	11 KV	Complete	Ganeshpur	
11	28+325	LT Line	Complete	Ganeshpur	
12	28+450	LT Line	Complete	Ganeshpur	
13	28+850	LT Line	Complete	Ganeshpur	
14	28+565	11 KV	Complete	Ganeshpur	
15	28+750	LT Line	Complete	Ganeshpur	
16	28+900	LT Line	Complete	Ganeshpur	
17	29+100	LT Line	Complete	Ganeshpur	
18	29+100	11 KV	Complete	Ganeshpur	
19	29+174	11 KV	Complete	Ganeshpur	
20	29+800	LT Line	Complete	Ganeshpur	
21	31+150	LT Line	Complete	Ganeshpur	
22	31+350	LT Line	Complete	Ganeshpur	
23	31+360	LT Line	Complete	Ganeshpur	
24	31+370	11 KV	Complete	Ganeshpur	
25	31+500	LT Line	Complete	Ganeshpur	
26	31+800	LT Line	Complete	Ganeshpur	
27	32+500	LT Line	Complete	Ganeshpur	
28	33+650	11 KV	Complete	Ganeshpur	
29	34+000	LT Line	Complete	Ganeshpur	
30	34+200	11 KV	Complete	Ganeshpur	
31	34+450	11 KV	Complete	Ganeshpur	
32	35+800	LT Line	Complete	Ganeshpur	
33	35+850	LT Line	Complete	Ganeshpur	
34	36+400	LT Line	Complete	Mohanpur	
35	36+500	LT Line	Complete	Mohanpur	
36	36+660	LT Line	Complete	Mohanpur	
37	35+820	11 KV	Complete	Ganeshpur	
38	36+200	LT Line	Complete	Mohanpur	
39	37+035	LT Line	Complete	Mohanpur	
40	37+200	LT Line	Complete	Mohanpur	
41	37+550	LT Line	Complete	Mohanpur	
42	38+250	11 KV	Complete	Mohanpur	
43	38+925	LT Line	Complete	Mohanpur	

## 3.6

## Change of scope

- 1.0 During site inspection of RO-Uttarakhand on dated-05.12.2023 it was suggested to provide underpasses where BT road was crossing at two locations and it was suggested to prepare cos proposal and submit it for review
  
- 2.0 The concessionaire has submitted the cos proposal on dated-08.12.2023 as per instruction of authority to submit the cos proposal with in 07 days after inspection of RO-Uttarakhand
  
- 3.0 After reviewing the cos proposal IE raised some observation and concessionaire resubmit after compliances ,Further the IE has submitted to comprehensive COS proposal to the authority for necessary action ahead on dated-21.02.2024
  
- 4.0 The IN-principle approval is obtained from NHAHQ on dated-09.05.2024
  
- 5.0 The discount @27.36 % is imposed on SOR rates which is not acceptable to the concessionaire

## **3.7**

## **Extension of time**

1.0

The concessionaire has submitted the proposal for time extension of 139 days on dated-  
06.11.2023

2.0

Further IE raised some observation in submitted proposal and compliances is done by the  
concessionaire and after it IE has submitted the Proposal of interim EOT (88 Days) to  
Authority on dated-23.12.2023

3.0

In continuation of above a letter is received from authority and advised to submit full and  
final extension of time if deemed necessary , at a later stage. As II milestone has been  
achieved with in time

# *Status of approval*

## 4.1

## Status of drawing approval

Sr no	Schedule Chainage	Design Chainage	Size	GAD	RD	Submitted	Approved	Pending for submission	Pending for approval
<b>BOX Culverts</b>									
1		19+180	1X6.0 M			1	1	0	0
2		21+108	1X6.0 M			1	1	0	0
3		21+283	1X6.0 M			1	1	0	0
4		21+408	1X6.0 M			1	1	0	0
5		21+610	1X6.0 M			1	1	0	0
6	25+992	25+973	1X6.0 M	R1	R0	1	1	0	0
7	26+612	26+612	1X6.0 M	R1	R1	1	1	0	0
8	26+794	26+794	1X6.0 M	R1	R1	1	1	0	0
9	31+005	31+005	1X6.0 M	R3	R1	1	1	0	0
10	35+575	35+575	1X4.0 M	R0	R0	1	1	0	0
11		39+070	1X6.0 M			1	1	0	0
12		40+052	1X2.0 M			0	0	1	0
13		41+923	1X2.0 M			1	1	0	0
14		43+998	1X2.0 M			1	1	0	0
15		44+191	1X2.0 M			1	1	0	0
<b>Total of BOX Culvert</b>						<b>14</b>	<b>14</b>	<b>1</b>	<b>0</b>
<b>Hume pipe culverts</b>									
1	19+250	19+250	1.2			1	1	0	0
2	20+205	20+205	1.2			1	1	0	0
3	20+360	20+360	1.2			1	1	0	0
4	20+438	20+438	1.2			1	1	0	0
5	20+468	20+468	1.2			1	1	0	0
6	21+945	21+945	1.2			1	1	0	0
7	22+083	22+080	1.2			1	1	0	0
8	22+160	22+160	1.2			1	1	0	0
9	22+214	22+214	1.2			1	1	0	0
10	22+339	22+339	1.2			1	1	0	0
11	22+769	22+769	1.2			1	1	0	0
12	22+807	22+802	1.2			1	1	0	0
13	23+201	23+197	1.2			1	1	0	0
14	23+414	23+440	1.2			1	1	0	0
15	23+566	23+565	1.2			1	1	0	0
16	23+932	23+932	1.2			1	1	0	0
17	24+147	24+145	1.2			1	1	0	0
18	24+511	24+507	1.2			1	1	0	0

Sr no	Schedule Chainage	Design Chainage	Size	GAD	RD	Submitted	Approved	Pending for submission	Pending for approval
19	24+820	24+817	1.2			1	1	0	0
20	24+878	24+878	1.2			1	1	0	0
21	25+150	25+150	1.2			1	1	0	0
22	26+366	26+366	1.2			1	1	0	0
23	27+243	27+237	1.2			1	1	0	0
24	27+358	27+358	1.2			1	1	0	0
25	27+452	27+446	1.2			1	1	0	0
26	27+959	27+959	1.2			1	1	0	0
27	28+295	28+300	1.2			1	1	0	0
28	28+384	28+381	1.2			1	1	0	0
29	28+581	28+579	1.2			1	1	0	0
30	28+619	28+618	1.2			1	1	0	0
31	29+476	29+476	1.2			1	1	0	0
32	30+097	30+093	1.2			1	1	0	0
33	30+460	30+460	1.2			1	1	0	0
34	30+661	30+661	1.2			1	1	0	0
35	30+838	30+838	1.2			1	1	0	0
36	30+928	30+928	1.2			1	1	0	0
37	31+781	31+781	1.2			1	1	0	0
38	31+962	31+962	1.2			1	1	0	0
39	32+059	32+059	1.2			1	1	0	0
40	32+115	32+115	1.2			1	1	0	0
41	32+178	32+178	1.2			1	1	0	0
42	32+228	32+228	1.2			1	1	0	0
43	32+291	32+291	1.2			1	1	0	0
44	32+434	32+434	1.2			1	1	0	0
45	33+439	33+439	1.2			1	1	0	0
46	33+600	33+600	1.2			1	1	0	0
47	34+062	34+062	1.2			1	1	0	0
48	34+352	34+352	1.2			1	1	0	0
49	35+153	35+153	1.2			1	1	0	0
50	36+577	36+577	1.2			1	1	0	0
51	37+014	37+014	1.2			1	1	0	0
52	37+460	37+460	1.2			1	1	0	0
53	37+540	37+540	1.2			1	1	0	0
54	37+840	37+840	1.2			1	1	0	0
55	38+175	38+175	1.2			1	1	0	0

Sr no	Schedule Chainage	Design Chainage	Size	GAD	RD	Submitted	Approved	Pending for submission	Pending for approval
56	38+750	38+750	1.2			1	1	0	0
57	38+850	38+850	1.2			1	1	0	0
58	39+219	39+219	1.2			1	1	0	0
<b>Total of hume pipe culvert</b>						<b>58</b>	<b>58</b>	<b>0</b>	<b>0</b>
<b>Minor /Major Bridges</b>									
1	19+297	19+298	3X8 M	R2	R3	1	1	0	0
2	20+163	20+163	2X10 M	R3	R3	1	1	0	0
3	20+820	20+816	2X10 M	R0	R1	1	1	0	0
4	21+762	21+762	3X8 M	R3	R3	1	1	0	0
5	22+554	22+554	1X10 M			1	1	0	0
6	22+972	22+973	3X8 M			1	1	0	0
7	24+090	23+974	3X8 M	R3	R3	1	1	0	0
8	24+377	24+355	2X10 M	R1	R1	1	1	0	0
9	25+320	25+316	3X8 M	R4	R3	1	1	0	0
10	25+815	25+811	1X10 M	R2	R2	1	1	0	0
11	26+487	26+480	3X8 M	R3	R3	1	1	0	0
12	27+042	27+040	2X8 M	R2	R2	1	1	0	0
13	27+741	27+736	3X10 M	R3	R3	1	1	0	0
14	28+122	28+122	2X10 M			1	1	0	0
15	28+222	28+222	5X10 M	R1	R1	1	1	0	0
16	29+174	29+171	2X8 M	R2	R2	1	1	0	0
17	29+659	29+652	2X8 M	R2	R2	1	1	0	0
18	30+300	30+305	5X10 M	R2	R2	1	1	0	0
19	31+745	31+740	3X10 M	R2	R2	1	1	0	0
20	33+033	33+033	3X35 M			1	1	0	0
<b>Total of minor/major bridges</b>						<b>20</b>	<b>20</b>	<b>0</b>	<b>0</b>
<b>Grade separated structures</b>									
1	22+598	22+596	70			1	1	0	0
2	28+285	28+285	12			1	1	0	0
3	30+259	30+259	12			1	1	0	0
4	31+691	31+678	70			1	1	0	0
5	39+493	39+500	12			1	1	0	0
6	39+740	39+720	16			1	1	0	0
7	40+063	40+042	72.5			1	0	0	1
<b>Total of GSS</b>						<b>7</b>	<b>6</b>	<b>0</b>	<b>1</b>

# *Critical issues and* *hindrance*



**5.1****Hindrance in the work**

Sr.No	Location		Length	Remarks
	From	To		
1	33+480	33+680	200	Non payment issues
2	34+150	34+350	200	Non payment issues
3	34+550	34+750	200	Non payment issues
4	39+000	39+120	120	Non payment issues
<b>Total in Metre</b>			<b>720</b>	

**5.2****list of issues**

<b>Sr no</b>	<b>Work type</b>	<b>Location</b>	<b>Detail of issue</b>	<b>Remarks</b>
<b>1</b>	Highway	33+480 to 33+680	Payment issue	Site is not handed over to Concessionaire
<b>2</b>	Drain and service road	34+150 to 34+350	Payment issue	Site is not handed over to Concessionaire
<b>3</b>	Drain and service road	34+550 to 34+750	Payment issue	Site is not handed over to Concessionaire
<b>4</b>	Highway	39+000 to 39+120	Payment issue	Site is not handed over to Concessionaire

**As per Clause No. 10.3.1**

On and after signing the memorandum referred in Clause 10.3.1, and until the Transfer Date, the Concessionaire shall maintain a round the clock vigil over the site and shall ensure and procure that no encroachment thereon takes place, and in the event of any encroachment or occupation on any part thereof, the Concessionaire shall report such encroachment or occupation forthwith to the Authority and undertake its removal at its cost and expenses.

It is pertinent to state that since October 2023 till date, in spite of Concessionaire's & Authority's repeated instructions GAIL Gas Limited executing the pipeline works, which is illegal under the afore mentioned Contract provisions. Till date, owing to your illegal execution of works, the Concessionaire has suffered damages/ extra works to the tune of INR 2.00 Crores.



# *Mobilization Status*

## 6.1

List of personnel deployment

Sr No	Departement	Name	Designation
<b>Concessioniare Staff</b>			
1	Key Role	Shivraj Singh	SPM
2	Billing & Planning	Lokesh Kumar Saraswat	Asst.Manager
3		Jignesh Chouhan	Engineer
4		Hemanth Tak	Engineer
5	Structure	Lalit Sharma	Sr. Engineer
6	Highway	Raman Kumar	Sr. Engineer
7	QA/QC	Ram Kumar Yadav	Asst.Manager
<b>EPC Contractor Staff</b>			
1	Key Role	Om Prakash Bhadoriya	PM
2		Kamlesh Kumar Varma	DPM
3	Billing & Planning	Soumitra Maity	Engineer
4		Gagan Kumar	Engineer
5		Surya Pratap Singh	Engineer
6	Structure	Binay kr Mishra	Engineer
7		Rohit Kumar	Engineer
8		Ankur kumar	Engineer
9		Patel Komal Kumar	Engineer
10		Lokesh Solanki	Engineer
11		Sonu Kumar	Engineer
12		Santosh Bharrdwaj	Jr.Engineer
13		Ankur Mall	Engineer
14		Saurabh Tiwari	Engineer
15		Avneesh Chaudhary	Engineer
16		Shubh Kumar	Jr. Engineer
17		Rishikesh	Engineer
18		Satyam	Engineer
19		Sanju	Engineer
20		Bhabesh	Engineer
21	QA/QC	Sudhanshu Kumar	Jr. Engineer
22		Rijayant Saini	Jr. Engineer
23	Survey	Ashok Kumar Sharma	Dy.Manager
24		Manish Kumar	Engineer
25		Sandeep	Surveyor
26		Shivam Singh	Surveyor
27		Satya Singh	Surveyor
28		Shivjeet Singh	Surveyor
29		Jai Shankar	Surveyor
30		Avanish Rai	Sr.Engineer
31		Rahul Kr.Mishra	Sr.Engineer
32		Jai Vardhan Tiwari	Engineer
33		Gajendra Singh	Engineer
34		Debjyoti Kundu	Engineer

Sr No	Departement	Name	Designation	
35	Highway	Nishant Kumar Singh	Jr. Engineer	
36		Naveen Shah	Jr. Engineer	
37		Shailendra Singh Bhadoriya	Foreman	
38		Bijendra Kumar Singh	Supervisor	
39		Yogendra Singh	Supervisor	
40		Vishnu Singh	Jr.Engineer	
41		Rahul Singh	Supervisor	
42		Avad Kishor Jadon	Supervisor	
43		Satendra Singh	Supervisor	
44		Aman Singh	Supervisor	
45		Kuldeep Singh	Supervisor	
46		Prashant Singh	Supervisor	
47		Bharat Kumar	Supervisor	
48		Sujeet Kumar	Supervisor RE Wall	
49		Arjun Singh Jadoun	Supervisor RE Wall	
50		Rohit Kumar Singh	Supervisor	
51		Mechanical	Sopan Mahalle	Sr.Manager
52			Vinod kr. Patel	Sr. Engineer
53			Akhand Pratap Singh	Sr.Engineer
54			Jitendra Verma	Engineer
55	Arpit Sharma		Engineer	
56	Pankaj Sharma		Engineer	
57	Manish Singh Theiya		Senior Foreman	
58	Vivek Kumar		Jr.Executive	
59	Kuldeep Kumawat		Jr.Executive	
60	Chandan Kumar		Supervisor	
61	Surendra Gupta		Supervisor	
62	Nank Chand		Supervisor	
63	Shekhar Singh		Supervisor	
64	HR	Ashutosh Upadhyay	Asst. Manager	
65		Roshan Kumar	Executive	
66	Liaison	Ravi Shankar	Manager	
67	Account	Rahul Sharma	Executive	
68		Patel Pratik Kumar	Jr.Executive	
69	IT	Praveen Singh	Executive	
70	SAFETY	Shubham Pandey	Executive	
71	Store	Satyadhar Singh	Manager	
72		Balmukund Singh	Executive	
73		Pawan kr. Sharam	Jr. Executive	
74		Vipul Sharma	Jr. Executive	
75		Ramnivash Dhakad	Supervisor	
76		Bhaskar Kumar	Crusher Supervisor	
77		Manish Goirola	W/B Operator	
78		Lallu Kumar	Diesel Supervisor	
79		Sonu Kumar	Executive	
80		Aakash Kumar	W/B Operator	
81		Ajeet Singh	W/B Operator	

Sr No	Departement	Name	Designation
82	QA/QC Technician & Helper	Udayveer Singh	Sr.Lab Technician
83		Sandeep Kumar	Lab Technician
84		Ramnivash Dhakad	Lab Technician
85		Ravi Prakash Singh	Lab Technician
86		Aditya Dhakar	Lab Technician
87		Santosh Baghel	Lab Technician
88		Arun Dhakad	Lab Technician
89		Raj Kumar	Lab Technician
90		Vishal Singh Rana	Lab Helper
91		Rohit Kumar	Lab Helper
92		Rohit Kumar Patel	Lab Helper
93		Mohit Kumar	Lab Helper
94		Mukul Kumar	Lab Helper
95		Chandan Sharma	Lab Helper
96			Sanjay Kumar
97	Kuldeep Yadav		LMV Driver
98	Soban Singh		LMV Driver
99	Pradeep Napit		LMV Driver
100	Pradeep		LMV Driver
101	Uttam Singh		LMV Driver
102	Raja Ram		LMV Driver
103	Rajesh Kumar Sharma		LMV Driver
104	Umesh Yadav		LMV Driver
105	Dalendra Singh		LMV Driver
106	Ramakund Shukla		LMV Driver
107	Ankit Kumar		LMV Driver
108	Om Kumar		HMV Driver
109	Samarpal		HMV Driver
110	Gorelal Kol		HMV Driver
111	Tersem Lal		HMV Driver
112	Madhuraj Singh		HMV Driver
113	Ram Swaroop		HMV Driver
114	Raghubir Singh		HMV Driver
115	Suneel Kumar Yadav		HMV Driver
116	Narsingh Shukla		HMV Driver
117	Krishna Rajbhar		HMV Driver
118	Vijay Kumar		HMV Driver
119	Abhishek		HMV Driver
120	Mahipal		HMV Driver
121	Surendra Singh		HMV Driver
122	Khajan Singh		HMV Driver
123	Rajesh Yadav		HMV Driver
124	kuldeep Singh		HMV Driver
125	Devendra Singh		HMV Driver
126	Satendra Kumar		HMV Driver

<b>Sr No</b>	<b>Departement</b>	<b>Name</b>	<b>Designation</b>
127		Ramesh Pal Singh	HMV Driver
128		Guman Singh	HMV Driver
129		Manish Kumar	HMV Driver
130		Satpal Thapa	HMV Driver
131		Mukesh Kumar	HMV Driver
132		Ram Kumar Tiwari	HMV Driver
133		Shiv Singh	HMV Driver
134		Rajesh Kumar	HMV Driver
135		Manish	HMV Driver
136		Suresh Kumar	HMV Driver
137		Rakesh Kumar	HMV Driver
138		Shankar Singh	HMV Driver
139		Shahadat Ali	HMV Driver
140		Deepak	HMV Driver
141		Hritik Chauhan	HMV Driver
142		Khajan Singh	HMV Driver
143		Sandeep Kumar	HMV Driver
144		Asharam	TM Driver
145		Padam Singh	TM Driver
146		Lalit Singh	TM Driver
147		Sandeep Singh	TM Driver
148		Sanjay Paswan	TM Driver
149		Amresh Singh	TM Driver
150		Baleshwar Prasad Tiwari	TM Driver
151		Gabbar Singh	TM Driver
152		Sandeep Kumar	TM Driver
153		Sanjay Yadav	TM Driver
154		Manish Kumar	TM Driver
155		Lalji	TM Driver
156		Shobhit Juyal	TM Driver
157		Vishnu Yadav	Boom Placer opt
158		Raj kumar	Boom Placer opt
159		Virender Kumar Patel	Excavator Operator
160		Ramesh Kumar	Excavator Operator
161		Sham Singh	Excavator Operator
162		Nandlal Patel	Excavator Operator
163		Ajay Kumar Patel	Excavator Operator
164		Jagdish Singh	Excavator Operator
165		Munna Sah	Excavator Operator
166		Pravesh Kumar	Excavator Operator
167		Vimal Sresht	Excavator Operator
168		Manoj Kumar	Excavator Operator



Sr No	Departement	Name	Designation
169	Other	Karnesh Chauhan	Excavator Operator
170		Sunil Kumar Rawat	Grader Operator
171		Ram Krishna Patel	Grader Operator
172		Puneet Kumar	Grader Operator
173		Deepak Kumar	Grader Operator
174		Anil Kumar Patel	Grader Operator
175		Rajeev Yadav	Grader Operator
176		Vikash Babu	Roller opt
177		Vijay Patel	Roller opt
178		Shiromani Singh	Roller opt
179		Dharamveer	Roller opt
180		Yogendra Kumar Singh	Roller opt
181		Kamal Kishor Singh	Roller opt
182		Satish Chandra	Roller opt
183		Rameshwar	Roller opt
184		Anuraj Patel	Roller opt
185		Umesh Kumar Patel	Roller opt
186		Sanjay Kumar Patel	JCB Operator
187		Dhanraj Prasad	JCB Operator
188		Keshwar Bhagat	JCB Operator
189		Vishnu Patel	Wheel Loader Opt
190		Om Prakash Pandit	Wheel Loader Opt
191		Raj kumar	Wheel Loader Opt
192		Sukhwinder Singh	Wheel Loader Opt
193		Jaimal Singh	Wheel Loader Opt
194		Parveen Kumar	Wheel Loader Opt
195		Aman Kumar	Wheel Loader Opt
196		Chandan Kumar	Paver Operator
197		Ashok Kumar	Paver Operator
198		Ravi Kumar Sharma	Paver Operator
199		Yogendra Singh	PTR Operator
200		Sandip Katiyar	Screed Operator
201	Vishal	Screed Operator	
202	Dharmendra Kumar	Auto Electrician	
203	Pappu	Electrician	
204	Sudhir Kumar	Auto Electrician	
205	Rishikesh	Mechanic	
206	Mr. Injar Khan	Mechanic	
207	Gaurav Rathaur	Asst. Mechanic	
208	Shalendra Pandey	Asst.Mechanic	
209	Lalit Yadav	Hydra Operator	
210	Ankit Sharma	RMC Plant Operator	

<b>Sr No</b>	<b>Departement</b>	<b>Name</b>	<b>Designation</b>
211		Vishwajeet Kumar Singh	RMC Plant Operator
212		Gaurav Sharma	RMC Plant Operator
213		Deepak Kumar Mahto	WMM Plant Operator
214		Ebinay Lal Paswan	Tyre Fitter
215		Chhotu Bhadauriya	Tyre Fitter
216		Aman	Tyre Fitter
217		Sunil Kumar Chauhan	Welder
218		Fantus	Power Screen Operator
219		Vikash Kumar	Power Screen Operator
220		Arjun	RMC Plant Helper
221		Lavakush Kr Gautam	Boom Helper
222		Deepak Kumar	RMC PlantHelper
223		Jabir	Plumber
224		Ankit Kumar	Plant Helper
225		Chandan Kumar	Workshop Helper
226		Rahul	Plant Helper
227		Sanjay	Plant Helper
228		Vishwakarma Kumar Mahto	Mech. Workshop Helper
229		Durgesh	Workshop Helper
230		Deepak Kumar	WMM Plant Helper
231		Arvind Kumar	WMM Plant Helper
232		Akash	Paver Helper
233		Sumit Kumar	Workshop Helper
234		Vipin Kumar Rawat	Browser Helper
235		Mhaveer Singh	Workshop Helper
236		Lavkush Kumar	Boom Helper
237		Santosh Kumar	Helper
238		Lalkeshwar yadav	Power Screen Helper
239		Ankit Yadav	Paver Helper
240		Nitin Kumar	Office Boy
241		Subash Kumar	Helper
242		Bachcha Singh	Office Boy
243		Shivam	Sweeper
244		Vishal Maurya	Sweeper
245		Amit Kumar	Sweeper
246		Ambrish Singh	Store Helper
247		Devabrat Singh	Store Helper
248		Neeraj Ojha	Store Helper
249		Durgesh	Survey Helper
250		Vinit Kumar	Survey Helper
251		Sumit	Survey Helper
252		Sukhbeer Kumar Sen	Survey Helper

## 6.2

## Mobilization of plants & machinery

<b>Sr. No</b>	<b>Item Description</b>	<b>Unit</b>	<b>Nos</b>
1	Hydraulic Excavator (20 Ton)	Nos.	19
2	Dumpers (25 Ton)	Nos.	62
3	Backhoe Loader	Nos.	9
4	Wheel Loader	Nos.	4
5	Motor Grader	Nos.	7
6	Crane /Hydra	Nos.	2
7	Dozer	Nos.	2
8	Baby Roller	Nos.	1
9	Soil Compactor	Nos.	10
10	Transit Mixers	Nos.	9
11	Water Tanker	Nos.	7
12	Trailer	Nos.	2
13	Weigh Bridge	Nos.	3
14	Utility Vehicles	Nos.	6
15	Track Mounted Jaw Crusher 250 TPH	Nos.	1
16	Track Mounted Cone Crusher 250 TPH	Nos.	1
17	Track Mounted Screen Crusher 250 TPH	Nos.	1
18	Concrete Batching Plant (45 Cum)	Nos.	2
19	Venus Mobile Concrete Batching Plant (18 Cum)	Nos.	1
20	Bitumen Browser 8KI	Nos.	1
21	WMM Plant	Nos.	1

## 6.2

## Mobilization of plants & machinery

<b>Sr. No</b>	<b>Item Description</b>	<b>Unit</b>	<b>Nos</b>
22	HM Plant	Nos.	1
23	Screening Plant	Nos.	2
24	RE Block Plant	Nos.	1
25	DG Sets	Nos.	21
26	Diesel Tanker	Nos.	3
27	Bike	Nos.	7
28	LMV	Nos.	11
30	Boom Placer	Nos.	1
31	Silo 150 MT	Nos.	4
32	Concrete Bucket (0.5 cum)	Nos.	1
33	Mud Pump 25HP	Nos.	4
34	Fork Lift	Nos.	4
35	Tower Light	Nos.	1
36	Mechanical Broomer with Air Compressor	Nos.	1
37	WMM Paver	Nos.	1
38	DBM Paver	Nos.	1
		<b>Total</b>	<b>215</b>

## 6.3

## Mobilization of lab equipments

<u>Sr no</u>	<u>Description</u>	<u>Nos</u>	<u>Remarks</u>
1	Hot air Oven 60cm X 60 cmX 60 cm,	2	
2	Hot plate 200mm dia (1500 watt)	2	
<b>MDD/OMC</b>			
3	Proctor Mould (2250 cc)	2	
4	Proctor Mould (1000 cc)	2	
5	Modified Proctor Rammer( 4.89 kg capacity )	6	
6	Modified procter hammer 2.6 Kg capacity	2	
7	150 mm Steel Spatula with wooden handle for Proctor (Big)	8	
8	Straight Edge (300mm)	2	
9	Hammer (Rubber Malet)	2	
<b>CBR test</b>			
10	CBR Testing Machine - With plunger	1	
11	CBR Mould (Assumption: Everyday 4 CBR samples ( 12 moulds))	30	
12	Brass perforated plate	30	
13	Surcharge weight 147mm dia 2.5 kg wt. (Annular)	30	
14	Surcharge weight 147mm dia 2.5 kg wt. (slotted)	30	
15	Speacer disc	30	
16	Dial Gauge ( min 25mm )	10	
17	Proving Ring - 50 KN capacity	2	
18	Soaking Tank for CBR Moulds ( 6 CBR molds)	1	
<b>LL/PL</b>			
19	Cassagrande Apparatus with grooving tools ( Hand operated )	2	
20	100 mm Steel Spatula with wooden handle for LL & PL (Small)	4	
21	Glass PL Rod (3mm thickness)	4	
22	Ground Glass Plate with rounded edge 600*600*10mm	4	
23	Cone Penetrometer for soil	2	
24	China clay Bowl	7	
<b>FSI</b>			
25	Measuring cylinder 100 ml Capacity (Glass Make Borocil) for FSI test	20	
<b>NDT Test</b>			
26	Rebound Hammer	1	
<b>FDD</b>			
27	Sand Pouring Cylinder (100 mm dia)	2	
28	Tray for 10 cm dia	2	
29	Calibrating Container 100 mm dia	100	
30	Sand Pouring Cylinder (150 mm)	2	
31	Tray for 150 mm dia	2	
32	Calibrating Container 150 mm dia	2	
33	Sand Pouring Cylinder (200 mm)	2	
34	Tray for 200 mm dia	2	
35	Calibrating Container 200 mm dia	2	
36	Rapid moisture meters	5	

<b>Sr no</b>	<b>Description</b>	<b>Nos</b>	<b>Remarks</b>
37	Calcium Carbide 500 gm pkt	10	
<b>B. List of Lab Equipment for concrete Laboratory (Structural</b>			
<b>FI &amp; EI</b>			
38	Flakiness Gauge	2	
39	Elongation gauge	2	
<b>AIV</b>			
40	AIV Apparatus( full set)	1	
<b>Crushing value</b>			
41	Crushing value apparartus	1	
<b>Bulk Density</b>			
42	Bulk density cylinder capacity of <b>3 Ltr</b>	1	
43	Bulk density cylinder capacity of <b>15 Ltr</b>	1	
44	Bulk density cylinder capacity of <b>30 Ltr</b>	1	
45	Tamping Rod of 16mm $\varnothing$ and 60cm long	6	
<b>Sp.Gravity &amp; WA</b>			
46	Specific gravity for coarse aggregate complete set up	1	
47	Electronic Weighing balance of 10 kg capacity	1	
48	Specific gravity Pycnometer capaity of 1 LTR (FA)	2	
<b>Consistency,Initial &amp; Final Setting time,soundness of cement</b>			
49	Vicat Apparatus with plunger and Initial&Final setting time needles	2	
50	Gauging Trowel	6	
51	Lee chatlier Apparatus	5	
52	Constant Temp. Bath	1	
<b>Compressive strength of cement mortar</b>			
53	Mortar cube vibrating machine	1	
54	Mortar cube moulds ( <b>70.6mm x 70.6mm x 70.6mm</b> )	18	
55	Standard sand (Grade1,2 & 3) 25 kg each	9	
<b>Compressive strength of concrete</b>			
56	Concrete cube Moulds ( <b>150mm x 150mm x 150mm</b> )	84	150-Cast Iron , 150 - Plastic
57	Vibrating table for cube casting (1mX1m)	1	
58	Compression testing Machine- <b>2000 KN</b>	1	
59	Tamping Rod of 16mm $\varnothing$ and 60cm long	6	
60	Cube moulds ( <b>100mmx100mmX100mm</b> )	12	
61	Concrete mixer - (Tilting Drum Mixer)	1	
62	Mason Trowel Big	10	
<b>Slump test</b>			
63	Slump cone with rod (Sets)	6	
64	Steel ruler,30cm long	8	
65	Sampling Scoop ( 2.5 Kg capacity)	4	
66	Sampling Scoop ( 1.0 Kg capacity)	4	
<b>C. List of Lab Equipment for Bitumen and Bitumen Mixes</b>			
67	Specific gravity bottle 50ml	5	
68	Core cutting machine with 100 mm and 150 mm dia. Diamond Cutting Bit (100mm & 150mm) Machine -1 Core bits - each 2	1	

<b>Sr no</b>	<b>Description</b>	<b>Nos</b>	<b>Remarks</b>
69	Filter Paper, 100 mm dia (Packet) & 150mm dia (packet)	10	
<b>C. IS Sieves for Soil,GSB,WMM,DBM,BC,cement,Fly ash,Filter</b>			
<b>Brass Sieve 200 mm Dia</b>			
70	Brass Sieve 4.75 mm	2	
71	Brass Sieve 2.36 mm	2	
72	Brass Sieve 2.00 mm	1	
73	Brass Sieve 1.40 mm	1	
74	Brass Sieve 1.18 mm	1	
75	Brass Sieve 1.00 mm	2	
76	Brass Sieve 850 mic.	1	
77	Brass Sieve 710 mic.	1	
78	Brass Sieve 600 mic.	1	
79	Brass Sieve 425 mic.	1	
80	Brass Sieve 300 mic.	2	
81	Brass Sieve 180 mic.	1	
82	Brass Sieve 150 mic.	2	
83	Brass Sieve 90 mic.	2	
84	Brass Sieve 75 mic.	2	
85	Brass Sieve 45 mic.	2	
<b>GI Sieve 450 mm Dia</b>			
86	GI Sieve 75 mm	2	
87	GI Sieve 63 mm	1	
88	GI Sieve 53 mm	1	
89	GI Sieve 45 mm	3	
90	GI Sieve 40 mm	1	
91	GI Sieve 37.5 mm	2	
92	GI Sieve 31.5 mm	2	
93	GI Sieve 26.5 mm	2	
94	GI Sieve 25 mm	1	
95	GI Sieve 22.4 mm	1	
96	GI Sieve 20 mm	2	
97	GI Sieve 19 mm	1	
98	GI Sieve 16 mm	1	
99	GI Sieve 13.2 mm	1	
100	GI Sieve 12.5 mm	1	
101	GI Sieve 11.2 mm	2	
102	GI Sieve 10 mm	2	
103	GI Sieve 9.5 mm	2	
104	GI Sieve 6.3 mm	1	
105	GI Sieve 5.6 mm	1	
106	GI Sieve 4.75 mm	1	
107	GI Sieve 2.36 mm	2	
108	GI Lid and Pan	0	
<b>Common items</b>			
109	Vernier Caliper-300mm (Digital)	1	
110	Electronic Weighing Balance (30 Kg) , 1gm	2	
111	Electronic Weighing Balance (10 Kg) 0.5 gm	1	
112	Electronic Weighing Balance (600G) , 0.01gm	2	
113	Measuring cylinder of 1000ml capacity( Plastic)	2	
114	Measuring cylinder of 500ml capacity( Plastic)	2	

<b>Sr no</b>	<b>Description</b>	<b>Nos</b>	<b>Remarks</b>
115	Hydrometer (0.8 to 0.9)	3	
116	Rain gauge -	1	
117	Digital Thermometer ( 0 to 250° C) - Pen type	5	
118	Iron hammer	4	
119	Lab Programme display board (white board)	1	
120	Measuring tape steel 30 mtr	1	
121	Measuring tape steel 5 mtr	1	
122	Spades	2	
123	Pick axes	2	
124	Sampling Scoop	4	
<b>For calibration of HMP and Batching paint</b>			
125	Standard Iron weights 20kg	1	
126	Standard Iron weights 10 kg	1	
127	Standard Iron weights 5 kg	1	
128	Standard Iron weights 2 kg	1	
129	Standard Iron weights 1 kg	1	
130	Standard Iron weights 500 gms	1	
131	Standard Iron weights 200gms	1	
132	Standard Iron weights 100gms	1	
<b>D. List of Lab Equipment for Bitumen and Bitumen Mixes</b>			
133	Measuring Cylinder Glass 100ml	16	
134	Proving Ring - 30 KN	2	
135	Dial Gauge 25mm	6	
136	Stop Watch Digital	2	
137	Softening Point App. (Ring & Ball)	1	
138	Standard Penetrometre Digital	1	
139	Say Bolt Visco Metre	1	
140	Bitumen Extractor Electrical	1	
141	Bitumen Extractor Manual	1	
142	Ductility Machine	1	
143	Marshal Pedestal 100mm	1	
144	Marshal Rammer 100mm Dia	4	
145	Marshal Pedestal 150mm	1	
146	Marshal Rammer 150mm Dia	4	
147	Marshal Stability Machine	1	
148	Marshal Mould 100 mm Dia	30	
149	Marshal Mould 150 mm Dia	30	
150	Viscosity Bath	1	
151	Viscosity Glass Tube 6no.	1	
152	Viscosity Glass Tube 12no.	1	
153	Rotary Vaccum Pump	1	
154	GMM Flask 2000 ML	1	
155	GMM Flask 5000 ML	1	
156	Silicon Oil	20	
157	Water Bath	1	
158	S.G. Bottle 50 ml	4	
159	Thin Film Oven	1	
160	Core Bit 100 MM	4	
161	Core Bit 150 MM	4	
162	Flash & Fire Point App.	1	
163	M. Cylinder 250 ML Glass	4	



<u>Sr no</u>	<u>Description</u>	<u>Nos</u>	<u>Remarks</u>
164	M. Cylinder 500 ML Glass	4	
165	M. Cylinder 1000 ML Glass	2	
166	Funnel	4	
167	Glass Thermometre	5	
168	Maximum & Minimum Thermometre	1	
169	Circular Tray	15	
170	G.I Tray 300 X 300 mm	6	
171	Gloves (Rbber)	10	
172	Hot Mix Gloves	10	
173	Wash Bottle	5	
174	Scoop	12	
175	Spatula 100 mm	6	
176	Thickness Gauge 6"	4	
177	Thickness Gauge 12"	4	
178	Vernier Calliper Digital 150 mm	1	
179	Digital Thermometer Pen Type	10	
180	Digital Thermometer	2	
181	Spirit Level	1	
182	Lazer Thermometer	2	
183	Filter Paper 110 mm	15	
184	Filter Paper 150 mm	15	
185	Filter Paper 240 mm	15	
186	M. Cylinder 1000 ML Plastic	2	
187	M. Cylinder 500 ML Plastic	2	
188	Borosil	4	
189	Brealcing Head	2	
190	Glass Funnel	4	
191	Glass Plate	2	

*Quality control test  
conducted summary*

## Quality control test conducted summary

Sl.No	Type of Test	Frequency	Test method	No of test Required during Month	No. of Test conducted up to previous months			No. of Test conducted During Month			No. of Test conducted up to this months			No. of Test conducted by Independent Engineer			Remarks
					Conducted	Pass	Fail	Conducted	Pass	Fail	Conducted	Pass	Fail	During month	Upto last month	To date	
A	<b>OGL</b>																
i)	Grain Size Analysis	2 tests for 3000 cu.m of soil	IS 2720 Part-4	0	80	80	0	0	0	0	80	80	0	0	21	21	
ii)	Atterberg Limits (LL & PL)	2 tests for 3000 cu.m of soil	IS 2720 Part-5	0	80	80	0	0	0	0	80	80	0	0	21	21	
iii)	Proctor Test(MDD & OMC)	2 tests for 3000 cu.m of soil	IS 2720 Part-8	0	80	80	0	0	0	0	80	80	0	0	21	21	
iv)	Free Swell Index (FSI)	2 tests for 3000 cu.m of soil	IS 2720 Part-40	0	80	80	0	0	0	0	80	80	0	0	21	21	
v)	CBR Test	1 test for 3000 m <sup>3</sup>	AASHTO T 193	0	3	3	0	0	0	0	3	3	0	0	2	2	
B	<b>Borrow Area</b>																
i)	Grain Size Analysis	2 tests for 3000 cu.m of soil	IS 2720 Part-4	34	301	301	0	34	34	0	335	335	0	18	182	200	
ii)	Atterberg Limits (LL & PL)	2 tests for 3000 cu.m of soil	IS 2720 Part-5	34	301	301	0	34	34	0	335	335	0	18	182	200	
iii)	Proctor Test(MDD & OMC)	2 tests for 3000 cu.m of soil	IS 2720 Part-8	34	301	301	0	34	34	0	335	335	0	18	182	200	
iv)	Free Swell Index (FSI)	2 tests for 3000 cu.m of soil	IS 2720 Part-40	34	301	301	0	34	34	0	335	335	0	18	182	200	
v)	CBR Test for SG	1 test for 3000 m <sup>3</sup>	AASHTO T 193	0	73	73	0	0	0	0	73	73	0	0	39	39	
C	<b>Cutting Soil for Emb/Subgrade</b>																
i)	Grain Size Analysis	2 tests for 3000 cu.m of soil	IS 2720 Part-4	0	2	2	0	0	0	0	2	2	0	0	2	2	
ii)	Atterberg Limits (LL & PL)	2 tests for 3000 cu.m of soil	IS 2720 Part-5	0	2	2	0	0	0	0	2	2	0	0	2	2	
iii)	Proctor Test(MDD & OMC)	2 tests for 3000 cu.m of soil	IS 2720 Part-8	0	2	2	0	0	0	0	2	2	0	0	2	2	
iv)	Free Swell Index (FSI)	2 tests for 3000 cu.m of soil	IS 2720 Part-40	0	2	2	0	0	0	0	2	2	0	0	2	2	
vi)	CBR Test for SG	1 test for 3000 m <sup>3</sup>	AASHTO T 193	0	0	0	0	0	0	0	0	0	0	0	0	0	
D	<b>Field Compaction Test(FDD)</b>																
i)	Compaction Test for OGL (m <sup>2</sup> )	1 Tests for every 3000 m <sup>2</sup>	IS 2720 Part-28	0	1632	1501	131	0	0	0	1632	1501	131	0	131	131	
ii)	Compaction Control for Embankment	1 Test/3000 m2	IS 2720 Part-28	545	22110	20737	1373	545	525	20	22655	21262	1393	191	1584	1775	
iii)	Compaction Control for Sub Grade	1 Test/2000 m2	IS 2720 Part-28	95	5992	5602	390	95	90	5	6087	5692	395	35	430	465	
iv)	Compaction Control for GSB			130	929	876	53	130	120	10	1059	996	63	42	105	147	
v)	Compaction Control for WMM			52	188	164	24	52	48	4	240	212	28	20	48	68	
vi)	Compaction Control for RE Wall			105	1065	1025	40	105	95	10	1170	1120	50	42	92	134	
E	<b>For Granular Subbase (m<sup>3</sup>)</b>																
i)	Gradation	One test per 400 cu.m	IS 2386 Part-1	21	216	216	0	21	21	0	237	237	0	8	82	90	
ii)	Atterberg Limits (LL & PL)	One test per 400 cu.m	IS 2720 Part-5	21	216	216	0	21	21	0	237	237	0	8	79	87	
iii)	Proctor Test(MDD & OMC)	As Required	IS 2720 Part-8	0	34	34	0	0	0	0	34	34	0	0	11	11	
iv)	CBR Test in soaked condition	As Required	IS 2720 Part-28	0	3	3	0	0	0	0	3	3	0	0	3	3	
v)	Water Absorption	As required	IS 2386 Part-3	0	1	1	0	0	0	0	1	1	0	0	1	1	
vi)	Ten percent Fines Value	Source Approval/when required	IS 2386 Part-4	0	0	0	0	0	0	0	0	0	0	0	0	0	
F	<b>For Wet mix Macadam (m<sup>3</sup>)</b>																
i)	Gradation	One test per 200 cu.m of aggregate	IS 2386 Part-1	31	55	55	0	31	31	0	86	86	0	13	20	33	
ii)	Atterberg Limits (LL & PL)	One test per 200 cu.m of aggregate	IS 2720 Part-5	31	55	55	0	31	31	0	86	86	0	13	20	33	
iii)	Proctor Test(MDD & OMC)	As Required	IS 2720 Part-8	0	0	0	0	0	0	0	0	0	0	0	0	0	
iv)	Aggregate Impact Value(AIV)	One test per 1000 cu.m of aggregate	IS 2386 Part-4	7	13	13	0	7	7	0	20	20	0	3	5	8	
v)	FI & EI	One set of three tests per 500 Cum	IS 2386 Part-1	13	24	24	0	13	13	0	37	37	0	4	11	15	
vi)	Water absorption of Aggregate	Source Approval/when required	IS 2386 Part-3	0	0	0	0	0	0	0	0	0	0	0	0	0	

Sl.No	Type of Test	Frequency	Test method	No of test Required during Month	No. of Test conducted up to previous months			No. of Test conducted During Month			No. of Test conducted up to this months			No. of Test conducted by Independent Engineer			Remarks
					Conducted	Pass	Fail	Conducted	Pass	Fail	Conducted	Pass	Fail	During month	Upto last month	To date	
G	For Prime Coat/ Tack Coat																
i)	Quality of binder	Number of samples per lot and tests as per IS:73, IS:217 and IS:8887 as applicable		5	5	5	0	5	5	0	10	10	0	2	3	5	
ii)	Binder temperature for application	At regular close intervals		5	0	0	0	5	5	0	0	0	0	0	4	4	
iii)	Rate of Spread of Binder/Prime coat (m <sup>2</sup> )	Three tests per day	IRC SP 11	5	27	27	0	5	5	0	32	32	0	2	16	18	
iv)	Rate of Spread of Binder/Tack coat (m <sup>2</sup> )	Three tests per day	IRC SP 11	5	27	27	0	5	5	0	32	32	0	2	16	18	
H	Bitumen (VG)																
i)	Penetration Test (Lot)	Each lot 1 test	IS 1203	5	9	9	0	5	5	0	14	14	0	2	6	8	
ii)	Softening Point (Lot)	Each lot 1 test	IS 1205	5	9	9	0	5	5	0	14	14	0	2	6	8	
i	Modified Bitumen (CRMB)																
i)	Penetration Test (Lot)	Each lot 1 test	IS 1203	0	0	0	0	0	0	0	0	0	0	0	0	0	
ii)	Softening Point (Lot)	Each lot 1 test	IS 1205	0	0	0	0	0	0	0	0	0	0	0	0	0	
iii)	Elastic Recovery Test (Lot)	Each lot 1 test	IRC.SP:53	0	0	0	0	0	0	0	0	0	0	0	0	0	
I	Special Grade Bitumen																
i)	Penetration Test (Lot)	Each lot 1 test	IS 1203	0	5	5	0	0	0	0	5	5	0	0	2	2	
ii)	Softening Point (Lot)	Each lot 1 test	IS 1205	0	5	5	0	0	0	0	5	5	0	0	2	2	
J	Bituminous Macadam (M <sup>3</sup> )																
i)	Quality of binder	Number of samples per lot and tests as per IS:73, IS:217 and IS:8887 as applicable	IS:73, IS:217 & IS:8887 as applicable	0	0	0	0	0	0	0	0	0	0	0	0	0	
ii)	Aggregate Impact Value/Los Angles Abrasion Value	One test per 200 cu.m of each source and whenever there is change in the quality of aggregate	IS 2386 Part-4	0	0	0	0	0	0	0	0	0	0	0	0	0	
iii)	Combined Flakiness and Elongation Indices	One test per 350 cu.m for each source	IS 2386 Part-1	0	0	0	0	0	0	0	0	0	0	0	0	0	
iv)	Stripping Value	One test of each source and whenever there is change in the quality of aggregate	IS: 6241	0	0	0	0	0	0	0	0	0	0	0	0	0	
v)	Water absorption of Aggregates	One test of each source and whenever there is change in the quality of aggregate	IS 2386 Part-3	0	0	0	0	0	0	0	0	0	0	0	0	0	
vi)	Water Sensitivity of mix	One test of each source and whenever there is change in the quality of aggregate	ASHTO 283	0	0	0	0	0	0	0	0	0	0	0	0	0	
vii)	Grading of aggregate	Two tests per day		0	0	0	0	0	0	0	0	0	0	0	0	0	
viii)	Soundness(Magnesium Sulphate/Sodium Sulphate)	One test for each source and whenever there is change in the quality of aggregate	IS:2386 Part-5	0	0	0	0	0	0	0	0	0	0	0	0	0	
ix)	Percentage of fractured faces	One test per 100 cu.m of aggregate		0	0	0	0	0	0	0	0	0	0	0	0	0	
x)	Binder Content	Two tests per day per plant	ASTM D 2172	0	0	0	0	0	0	0	0	0	0	0	0	0	
xi)	Control of temperature of binder and aggregate for mix and of the mix at the time of laying and rolling	At regular intervals		0	0	0	0	0	0	0	0	0	0	0	0	0	
xii)	Density of Compacted Layer	One test per 700 sq.m area	AASTHO T 166	0	0	0	0	0	0	0	0	0	0	0	0	0	
xiii)	Rate of Spread of Mixed Material	At regular intervals		0	0	0	0	0	0	0	0	0	0	0	0	0	
xiv)	Mix Grading (dry)	Each 400 tones of mix	MoRT&H T4	0	0	0	0	0	0	0	0	0	0	0	0	0	
K	Dense Bituminous Macadam																
i)	Quality of binder	Number of samples per lot and tests as per IS:73, or IRC.SP:53, IS:15462	IS:73, IS:217 & IS:8887 as applicable	6	8	8	0	6	6	0	14	14	0	2	5	7	
ii)	Aggregate Impact Value/Los Angles Abrasion Value	One test per 350 cu.m of aggregate for each source and whenever there is change in the quality of aggregate	IS 2386 Part-IV	4	7	7	0	4	4	0	11	11	0	2	4	6	
iii)	Combined Flakiness and Elongation Indices	One test per 350 cu.m of aggregate for each source and whenever there is change in the quality of aggregate	IS 2386 Part-I	4	7	7	0	4	4	0	11	11	0	2	4	6	
iv)	Soundness test (Sodium or Magnesium Sulphate test)	One test for each source and whenever there is change in the quality of aggregate	IS 2386 Part-V	0	0	0	0	0	0	0	0	0	0	0	0	0	
v)	Water absorption of Aggregate	One test for each source and whenever there is change in the quality of aggregate	IS 2386 Part-III	0	0	0	0	0	0	0	0	0	0	0	0	0	
vi)	Sand equivalent test	One test for each source and whenever there is change in the quality of aggregate		0	0	0	0	0	0	0	0	0	0	0	0	0	

Sl.No	Type of Test	Frequency	Test method	No of test Required during Month	No. of Test conducted up to previous months			No. of Test conducted During Month			No. of Test conducted up to this months			No. of Test conducted by Independent Engineer			Remarks
					Conducted	Pass	Fail	Conducted	Pass	Fail	Conducted	Pass	Fail	During month	Upto last month	To date	
vii)	Plasticity Index	One test for each source and whenever there is change in the quality of aggregate		0	0	0	0	0	0	0	0	0	0	0	0	0	
viii)	Polished stone value	One test for each source and whenever there is change in the quality of aggregate	IS:2386 Part-IV	0	0	0	0	0	0	0	0	0	0	0	0	0	
ix)	Percentage of fractured face	One test per 350 cu.m of aggregate when crushed gravel is used	ASTM D 5821, IS: 2386 - Part 1	0	0	0	0	0	0	0	0	0	0	0	0	0	
x)	Mix grading	One set for individual constituent and mixed aggregate from dryer for each 400 tonnes of mix subject to two tests per day per plant		6	14	14	0	6	6	0	20	20	0	4	7	11	
xi)	Stability and voids analysis of mix including theoretical maximum specific of loose mix	Three tests for stability, flow value, density and void contents for each 400 tonnes of mix subject to minimum of two tests per day per plant		0	9	9	0	0	0	0	9	9	0	0	5	5	
xii)	Moisture Susceptibility of mix (AASHTO T283)	One test for each mix whenever there is change in the quality or source of coarse of fine aggregate	ASHTO 283	0	0	0	0	0	0	0	0	0	0	0	0	0	
xiii)	Temperature of binder in boiler, aggregate in dryer and mix at the time of laying and compaction	At regular intervals		0	8	8	0	0	0	0	8	8	0	0	5	5	
xiv)	Binder Content	One set for each 400 tonnes of mix subject to minimum of two tests per day per plant	MS-2, ASTM D 5581	0	14	14	0	0	0	0	14	14	0	0	6	6	
xv)	Rate of spread of mix material	After every 5th truck load		0	16	16	0	0	0	0	16	16	0	0	10	10	
xvi)	Density of Compacted Layer	One test per 700 sq.m area	AASHTO T 166	26	65	65	0	26	26	0	91	91	0	18	34	52	
xvii)	Stripping Value of Aggregate	Source Approval/when required	IS: 6241	0	2	2	0	0	0	0	2	2	0	0	1	1	
xviii)	with sodium sulphate	Source Approval/when required	-	0	0	0	0	0	0	0	0	0	0	0	0	0	
xix)	with magnesium sulphate	Source Approval/when required	-	0	0	0	0	0	0	0	0	0	0	0	0	0	
xx)	SG/Water absorption of Aggregate	Source Approval/when required	IS 2386 Part-3	0	2	2	0	0	0	0	2	2	0	0	1	1	
xxi)	Mix Grading (dry)	Each 400 tones of mix	MoRT&H Table 500-10	6	14	14	0	6	6	0	20	20	0	3	4	7	
xxii)	Stability of mix	Each 400 tones of mix	ASTM D 1559	6	4	4	0	6	6	0	10	10	0	3	0	3	
L	<b>Bituminous Concrete (M<sup>3</sup>)</b>																
i)	Quality of binder	Number of samples per lot and tests as per IS:73, or IRC.SP:53, IS:15462		0	0	0	0	0	0	0	0	0	0	0	0	0	
ii)	Aggregate Impact Value/Los Angles Abrasion Value	One test per 350 cu.m of aggregate for each source and whenever there is change in the quality of aggregate	IS 2386 Part-IV	0	3	3	0	0	0	0	3	3	0	0	2	2	
iii)	Flakiness and Elongation Index	One test per 350 cu.m of aggregate for each source and whenever there is change in the quality of aggregate	IS 2386 Part-I	0	3	3	0	0	0	0	3	3	0	0	2	2	
iv)	Soundness test (Sodium or Magnesium Sulphate test)	One test for each source and whenever there is change in the quality of aggregate	IS 2386 Part-V	0	0	0	0	0	0	0	0	0	0	0	0	0	
v)	Water absorption of Aggregate	One test for each source and whenever there is change in the quality of aggregate	IS:2386 Part-III	0	0	0	0	0	0	0	0	0	0	0	0	0	
vi)	Sand equivalent test	One test for each source and whenever there is change in the quality of aggregate		0	0	0	0	0	0	0	0	0	0	0	0	0	
vii)	Plasticity Index	One test for each source and whenever there is change in the quality of aggregate		0	0	0	0	0	0	0	0	0	0	0	0	0	
viii)	Polished stone value	One test for each source and whenever there is change in the quality of aggregate	IS:2386 Part-IV	0	0	0	0	0	0	0	0	0	0	0	0	0	
ix)	Percentage of fractured face	One test per 350 cu.m of aggregate when crushed gravel is used		0	0	0	0	0	0	0	0	0	0	0	0	0	
x)	Mix grading	One set for individual constituent and mixed aggregate from dryer for each 400 tonnes of mix subject to two tests per day per plant		0	5	5	0	0	0	0	5	5	0	0	4	4	
xi)	Stability and voids analysis of mix including theoretical maximum specific of loose mix	Three tests for stability, flow value, density and void contents for each 400 tonnes of mix subject to minimum of two tests per day per plant	AASHTO T 245	0	0	0	0	0	0	0	0	0	0	0	0	0	
xii)	Moisture Susceptibility of mix (AASHTO T283)	One test for each mix whenever there is change in the quality or source of coarse of fine aggregate	ASHTO 283	0	0	0	0	0	0	0	0	0	0	0	0	0	
xiii)	Temperature of binder in boiler, aggregate in dryer and mix at the time of laying and compaction	At regular intervals		0	0	0	0	0	0	0	0	0	0	0	0	0	
xiv)	Binder Content	One set for each 400 tonnes of mix subject to minimum of two tests per day per plant	ASTM D 2172	0	5	5	0	0	0	0	5	5	0	0	4	4	

Sl.No	Type of Test	Frequency	Test method	No of test Required during Month	No. of Test conducted up to previous months			No. of Test conducted During Month			No. of Test conducted up to this months			No. of Test conducted by Independent Engineer			Remarks
					Conducted	Pass	Fail	Conducted	Pass	Fail	Conducted	Pass	Fail	During month	Upto last month	To date	
xv)	Rate of spread of mix material	After every 5th truck load		0	0	0	0	0	0	0	0	0	0	0	0		
xvi)	Density of Compacted Layer	One test per 700 sq.m area	AASTHO T 166	0	18	18	0	0	0	18	18	0	0	6	6		
xvii)	Stripping Value of Aggregate	Source Approval/when required	IS 6241	0	0	0	0	0	0	0	0	0	0	0	0		
xviii)	with sodium sulphate	Source Approval/when required	-	0	0	0	0	0	0	0	0	0	0	0	0		
xix)	with magnesium sulphate	Source Approval/when required	-	0	0	0	0	0	0	0	0	0	0	0	0		
xx)	SG/Water absorption of Aggregate	Source Approval/when required	IS 2386 Part-3	0	0	0	0	0	0	0	0	0	0	0	0		
xxi)	Mix Grading (dry)	Each 400 tones of mix	MoRT&H T10	0	5	5	0	0	5	5	0	0	6	6			
xxii)	Stability of mix	Each 400 tones of mix	ASTM D 1559	0	0	0	0	0	0	0	0	0	0	0	0		
<b>M</b>	<b>Dry Lean Concrete (DLC)</b>																
	Gradation of Aggregate (Individual /Combined)	1 Test/Day	IS: 2386, Part 1	0	0	0	0	0	0	0	0	0	0	0	0		
	Strength of concrete	3 Samples/1000sqm	IS:516	0	0	0	0	0	0	0	0	0	0	0	0		
	Field Compaction Test (By Sand Replacement Method)	3 density holes/2000sqm	IS: 2720, Part 28	0	0	0	0	0	0	0	0	0	0	0	0		
<b>N</b>	<b>Pavement Quality Concrete (PQC)</b>																
	Gradation of Aggregate (Individual /Combined)	1 Test/Day	IS: 2386, Part 1	0	0	0	0	0	0	0	0	0	0	0	0		
	Deleterious Constituents	1 Test/Source	IS: 2386, Part 2	0	0	0	0	0	0	0	0	0	0	0	0		
	Water Absorption	1 Test/Source	IS: 2386, Part 3	0	0	0	0	0	0	0	0	0	0	0	0		
	Moisture Content Test	1 Test/Day	IS: 2386, Part 3	0	0	0	0	0	0	0	0	0	0	0	0		
	Los Angeles Abrasion Test	1 Test/Source	IS: 2386, Part 4	0	0	0	0	0	0	0	0	0	0	0	0		
	Combined Flakiness & Elongation	1 Test/Week	IS: 2386, Part 1	0	0	0	0	0	0	0	0	0	0	0	0		
	Sand Equivalent Test	1 Test/Source	IS: 2720, Part 37	0	0	0	0	0	0	0	0	0	0	0	0		
	Soundness of aggregates	1 Test/Source	IS:2386,Part 5	0	0	0	0	0	0	0	0	0	0	0	0		
	Compressive Strength of Concrete	2 cubes and 2 beams per 150 cu.m or part of or minimum 6 cubes an 6 beams ( 3 for 7days & 3 for 28 days)	IS: 516	0	0	0	0	0	0	0	0	0	0	0	0		
	Flexural Strength		IS: 516	0	0	0	0	0	0	0	0	0	0	0	0		
	Core Strength		IS: 516	0	0	0	0	0	0	0	0	0	0	0	0		
	Workability of Concrete	One test for each load at both Batching plant site and paving site	IS: 1199	0	0	0	0	0	0	0	0	0	0	0	0		
<b>O</b>	<b>Structural Concrete Work (M<sup>3</sup>)</b>																
<b>1</b>	<b>Cement</b>														0	-	
i)	Consistency	for Every Batch/Lot	IS 4301 Part-4	4	58	58	0	4	4	0	62	62	0	2	27	29	
ii)	Initial setting time & final setting time	for Every Batch/Lot	IS 4301 Part-5	4	58	58	0	4	4	0	62	62	0	2	27	29	
iii)	Fineness	for Every Batch/Lot	IS 4301 Part-1	4	58	58	0	4	4	0	62	62	0	2	25	27	
iv)	Compressive strength (3 Days)	for Every Batch/Lot	IS 4301 Part-6	5	78	78	0	5	5	0	83	83	0	2	20	22	
v)	Compressive strength (7 Days)	for Every Batch/Lot	IS 4301 Part-6	5	82	82	0	5	5	0	87	87	0	2	21	23	
vi)	Compressive strength (28 Days)	for Every Batch/Lot	IS 4301 Part-6	5	69	69	0	5	5	0	74	74	0	3	18	21	
<b>2</b>	<b>Water</b>	Source Approval/when required	IS 456	0	0	0	0	0	0	0	0	0	0	0	0		
<b>3</b>	<b>Steel Reinforcement</b>	Source Approval/when required	IS	0	10	10	0	0	0	0	10	10	0	0	4	4	
<b>4</b>	<b>Admixture</b>	Source Approval/when required	IS	0	1	1	0	0	0	0	1	1	0	0	1	1	

Sl.No	Type of Test	Frequency	Test method	No of test Required during Month	No. of Test conducted up to previous months			No. of Test conducted During Month			No. of Test conducted up to this months			No. of Test conducted by Independent Engineer			Remarks
					Conducted	Pass	Fail	Conducted	Pass	Fail	Conducted	Pass	Fail	During month	Upto last month	To date	
5	Coarse & fine Aggregates :																
i)	Gradation Test for Coarse Aggregate	1 Test / day	IS 383	31	361	361	0	31	31	0	392	392	0	18	176	194	
ii)	Gradation Test for Fine Aggregate	1 Test / day	IS 383	31	312	312	0	31	31	0	343	343	0	18	164	182	
iii)	Flakiness Index	1 Test / week	IS 2386 Part-1	4	57	57	0	4	4	0	61	61	0	2	25	27	
iv)	Aggregate Impact Value/Los Angles Abrasion Value	1 Test / week	IS 2386 Part-4	4	57	57	0	4	4	0	61	61	0	2	24	26	
v)	Soundness Test	Source Approval/when required	IS 2386 Part-5	0	1	1	0	0	0	0	1	1	0	0	0	0	
6	Concrete Compressive strength (7 Days) m <sup>3</sup>		IS 516	560	2601	2601	0	560	560	0	3161	3161	0	235	1343	1578	
7	Concrete Compressive strength (28 Days) m <sup>3</sup>		IS 516	1380	3961	3961	0	1380	1380	0	5341	5341	0	635	1876	2511	
P	Calibration																
i)	Concrete Batching Plant (CP-0.5) RE Block	One test for every year	-	0	1	1	0	0	0	0	1	1	0	0	2	2	
ii)	Concrete Batching Plant (CP-45)	One test for every year	-	1	6	6	0	1	1	0	7	7	0	1	7	8	
iii)	Sand pouring cylinder 150mm dia.	One test for every month	IS 2720 Part-28	1	12	12	0	1	1	0	13	12	0	1	7	8	
iv)	Sand pouring cylinder 200mm dia.	One test for every month	IS 2720 Part-28	1	13	13	0	1	1	0	14	14	0	1	9	10	
v)	Sand pouring cylinder 100mm dia.	One test for every month	IS 2720 Part-28	0	9	9	0	0	0	0	9	9	0	0	6	6	
vi)	Rapid moisture meter	One test for every month	-	0	2	2	0	0	0	0	2	2	0	0	1	1	
vii)	Compressive testing machine 2000KN	One test for every year	-	0	2	2	0	0	0	0	2	2	0	0	0	0	
viii)	Flexural Testing Machine	One test for every year	-	0	0	0	0	0	0	0	0	0	0	0	0	0	
ix)	Proving ring 50KN	One test for every year	-	0	0	0	0	0	0	0	0	0	0	0	0	0	
x)	Proving ring 30KN	One test for every year	-	0	0	0	0	0	0	0	0	0	0	0	0	0	
xi)	Proving ring 25KN	One test for every year	-	0	0	0	0	0	0	0	0	0	0	0	0	0	
xii)	WMM Plant 160TPH	One test for every year	-	0	1	1	0	0	0	0	1	1	0	0	1	1	
xiii)	HM Plant 160TPH	One test for every year	-	0	0	0	0	0	0	0	0	0	0	0	0	0	
xiv)	Bitumen Sprayer	One test for every year	-	0	0	0	0	0	0	0	0	0	0	0	0	0	
<b>Total</b>				<b>3315</b>	<b>42247</b>	<b>40236</b>	<b>2011</b>	<b>3315</b>	<b>3266</b>	<b>49</b>	<b>45557</b>	<b>43496</b>	<b>2060</b>	<b>1421</b>	<b>7432</b>	<b>8853</b>	

# Correspondence



Sr. No	Letter No	Subject	To	From	Date	Remarks
1	MKCIL/GNR/UK_PSB_P KG-2/612	Regarding Hindrance in Highway alignment from Chainage 18+700 to 40+000	NHAI	MKC Poanta - Saheb Dehradun Kedarnathji Highways Private Limited	01.05.2024	
2	MKCIL/GNR/UK_PSB_P KG-2/614	Regarding Authorization for receiving of Bank guarantee – Mr. SHIVRAJ.	NHAI	MKC Poanta - Saheb Dehradun Kedarnathji Highways Private Limited	03.05.2024	
3	MKCIL/GNR/UK_PSB_P KG-2/615	Regarding Submission of Copy of Royalty Slip of Grit, sand, Dust and bajri.	IE	MKC Poanta - Saheb Dehradun Kedarnathji Highways Private Limited	03.05.2024	
4	MKCIL/GNR/UK_PSB_P KG-2/616	Regarding Submission of credentials and company profile of Fosroc Cebex 100 for Approval.	IE	MKC Poanta - Saheb Dehradun Kedarnathji Highways Private Limited	04.05.2024	
5	MKCIL/GNR/UK_PSB_P KG-2/617	Regarding Hindrance in highway alignment from Ch. 18+700 to 40+400.	NHAI	MKC Poanta - Saheb Dehradun Kedarnathji Highways Private Limited	04.05.2024	
6	MKCIL/GNR/UK_PSB_P KG-2/618	Regarding Closing of NCR-18,19&20.	IE	MKC Poanta - Saheb Dehradun Kedarnathji Highways Private Limited	05.05.2024	
7	MKCIL/GNR/UK_PSB_P KG-2/619	Regarding Submission of Drain plan & profile.	IE	MKC Poanta - Saheb Dehradun Kedarnathji Highways Private Limited	05.05.2024	
8	MKCIL/GNR/UK_PSB_P KG-2/620	Regarding Submission of credentials and company profile of Shree Mahalaxmi S.K Minerals for Approval.	IE	MKC Poanta - Saheb Dehradun Kedarnathji Highways Private Limited	05.05.2024	
9	MKCIL/GNR/UK_PSB_P KG-2/622	Regarding Request to release withheld amount due to non-achievement of Project Milestone-I as per Concession agreement.	IE	MKC Poanta - Saheb Dehradun Kedarnathji Highways Private Limited	06.05.2024	
10	MKCIL/GNR/UK_PSB_P KG-2/623	Regarding Approval of Fortune Metals Limited steel.	IE	MKC Poanta - Saheb Dehradun Kedarnathji Highways Private Limited	06.05.2024	
11	MKCIL/GNR/UK_PSB_P KG-2/624	Regarding Submission of test report of borrow area-11.	IE	MKC Poanta - Saheb Dehradun Kedarnathji Highways Private Limited	06.05.2024	
12	MKCIL/GNR/UK_PSB_P KG-2/625	Regarding Submission of Monthly Progress report for the month of April 2024 as per clause 13.1 of CA.	IE	MKC Poanta - Saheb Dehradun Kedarnathji Highways Private Limited	07.05.2024	
13	MKCIL/GNR/UK_PSB_P KG-2/626	Regarding RTI application of Sh. Rahmat Ali S/o Sh. Saukat Ali vill. Sabhawala.	IE	MKC Poanta - Saheb Dehradun Kedarnathji Highways Private Limited	07.05.2024	
14	MKCIL/GNR/UK_PSB_P KG-2/627	Regarding estimates of utility shifting of Cos Works.	IE	MKC Poanta - Saheb Dehradun Kedarnathji Highways Private Limited	07.05.2024	
15	MKCIL/GNR/UK_PSB_P KG-2/628	Regarding Submission of POT PTFE Bearing Drawing for MNB at Chainage -28+122.	IE	MKC Poanta - Saheb Dehradun Kedarnathji Highways Private Limited	07.05.2024	
16	MKCIL/GNR/UK_PSB_P KG-2/629	Regarding Submission of test report of Cutting Soil for approval.	IE	MKC Poanta - Saheb Dehradun Kedarnathji Highways Private Limited	08.05.2024	
17	MKCIL/GNR/UK_PSB_P KG-2/630	Regarding Estimates of utility shifting of Cos Works.	IE	MKC Poanta - Saheb Dehradun Kedarnathji Highways Private Limited	09.05.2024	
18	MKCIL/GNR/UK_PSB_P KG-2/631	Regarding Submission of methodology of Post tension for PSC Girder.	IE	MKC Poanta - Saheb Dehradun Kedarnathji Highways Private Limited	08.05.2024	
19	MKCIL/GNR/UK_PSB_P KG-2/632	Regarding Inspection of Bearing for MNB at Chainage -28+1220 & 21+610.	IE	MKC Poanta - Saheb Dehradun Kedarnathji Highways Private Limited	10.05.2024	
20	MKCIL/GNR/UK_PSB_P KG-2/634	Regarding Non acceptance of Rates & condition towards the change of Scope Notice-I	IE	MKC Poanta - Saheb Dehradun Kedarnathji Highways Private Limited	14.05.2024	
21	MKCIL/GNR/UK_PSB_P KG-2/635	Regarding Submission of methodology and design and drawing of Paver block.	IE	MKC Poanta - Saheb Dehradun Kedarnathji Highways Private Limited	15.05.2024	
22	MKCIL/GNR/UK_PSB_P KG-2/636	Regarding Compliances of site inspection note of IE.	IE	MKC Poanta - Saheb Dehradun Kedarnathji Highways Private Limited	15.05.2024	
23	MKCIL/GNR/UK_PSB_P KG-2/637	Regarding Submission of design and drawing of load bearing drain.	IE	MKC Poanta - Saheb Dehradun Kedarnathji Highways Private Limited	16.05.2024	
24	MKCIL/GNR/UK_PSB_P KG-2/638	Regarding Compliances of observation on approval of RE wall drawings of VUP-31+678,28+285 & 30+259.	IE	MKC Poanta - Saheb Dehradun Kedarnathji Highways Private Limited	17.05.2024	
25	MKCIL/GNR/UK_PSB_P KG-2/639	Regarding Joint Inspection with Minor Irrigation Department.	IE	MKC Poanta - Saheb Dehradun Kedarnathji Highways Private Limited	17.05.2024	
26	MKCIL/GNR/UK_PSB_P KG-2/640	Regarding Damage of drinking water pipe line in Sherpur village.	IE	MKC Poanta - Saheb Dehradun Kedarnathji Highways Private Limited	17.05.2024	
27	MKCIL/GNR/UK_PSB_P KG-2/641	Regarding विभागीय परिसंपत्तियों को क्षतिग्रस्त अवरुद्ध करने के संबंध में	IE	MKC Poanta - Saheb Dehradun Kedarnathji Highways Private Limited	17.05.2024	
28	MKCIL/GNR/UK_PSB_P KG-2/644	Regarding Construction of 03 Nos Box culvert at Chainage-41+423, 43+498 & 44+191.	IE	MKC Poanta - Saheb Dehradun Kedarnathji Highways Private Limited	18.05.2024	
29	MKCIL/GNR/UK_PSB_P KG-2/645	Regarding Testing of Lime.	IE	MKC Poanta - Saheb Dehradun Kedarnathji Highways Private Limited	20.05.2024	
30	MKCIL/GNR/UK_PSB_P KG-2/646	Regarding Submission of Concrete Mix Design of Grouting for approval.	IE	MKC Poanta - Saheb Dehradun Kedarnathji Highways Private Limited	20.05.2024	
31	MKCIL/GNR/UK_PSB_P KG-2/647	Regarding Submission of MTC and Third Party Report of Fosroc Cebex 100 for Approval.	IE	MKC Poanta - Saheb Dehradun Kedarnathji Highways Private Limited	20.05.2024	
32	MKCIL/GNR/UK_PSB_P KG-2/648	Regarding Installation of speed limit boards on road in sub-divisional Transport office Vikas Nagar.	IE	MKC Poanta - Saheb Dehradun Kedarnathji Highways Private Limited	21.05.2024	
33	MKCIL/GNR/UK_PSB_P KG-2/649	Regarding In Principle approval of Change of scope notice-I.	IE	MKC Poanta - Saheb Dehradun Kedarnathji Highways Private Limited	22.05.2024	
34	MKCIL/GNR/UK_PSB_P KG-2/650	Regarding Release of withheld GST.	NHAI	MKC Poanta - Saheb Dehradun Kedarnathji Highways Private Limited	22.05.2024	
35	MKCIL/GNR/UK_PSB_P KG-2/651	Regarding Stoppage of work at chainage 31+600.	IE	MKC Poanta - Saheb Dehradun Kedarnathji Highways Private Limited	22.05.2024	
36	MKCIL/GNR/UK_PSB_P KG-2/652	Regarding Closing of NCR-24.	IE	MKC Poanta - Saheb Dehradun Kedarnathji Highways Private Limited	24.05.2024	

Sr. No	Letter No	Subject	To	From	Date	Remarks
37	MKCIL/GNR/UK_PSB_P KG-2/653	Regarding Closing of NCR-26.	IE	MKC Poanta - Saheb Dehradun Kedarnathji Highways Private Limited	25.05.2024	
38	MKCIL/GNR/UK_PSB_P KG-2/654	Regarding Closing of NCR-27.	IE	MKC Poanta - Saheb Dehradun Kedarnathji Highways Private Limited	25.05.2024	
39	MKCIL/GNR/UK_PSB_P KG-2/655	Regarding Closing of NCR-28.	IE	MKC Poanta - Saheb Dehradun Kedarnathji Highways Private Limited	25.05.2024	
40	MKCIL/GNR/UK_PSB_P KG-2/656	Regarding Inspection of Bearing for MNB at Chainage- 28+122 & 21+610.	IE	MKC Poanta - Saheb Dehradun Kedarnathji Highways Private Limited	27.05.2024	
41	MKCIL/GNR/UK_PSB_P KG-2/657	Regarding Submission of Drone Videography & Ortho Images for the month of May 2024 as per Article 13.6.	IE	MKC Poanta - Saheb Dehradun Kedarnathji Highways Private Limited	28.05.2024	
42	MKCIL/GNR/UK_PSB_P KG-2/658	Regarding Closing of NCR-25.	IE	MKC Poanta - Saheb Dehradun Kedarnathji Highways Private Limited	31.05.2024	
43	MKCIL/GNR/UK_PSB_P KG-2/659	Regarding Completion Certificate of electrical utility shifting work.	IE	MKC Poanta - Saheb Dehradun Kedarnathji Highways Private Limited	27.05.2024	
44	MKCIL/GNR/UK_PSB_P KG-2/661	Regarding Closing of NCR-29.	IE	MKC Poanta - Saheb Dehradun Kedarnathji Highways Private Limited	31.05.2024	
45	MKCIL/GNR/UK_PSB_P KG-2/662	Regarding Safety Issues.	IE	MKC Poanta - Saheb Dehradun Kedarnathji Highways Private Limited	30.05.2024	
46	MKCIL/GNR/UK_PSB_P KG-2/663	Regarding Consent regarding release of payment against DRB members visit.	IE	MKC Poanta - Saheb Dehradun Kedarnathji Highways Private Limited	30.05.2024	
47	MKCIL/GNR/UK_PSB_P KG-2/664	Regarding Joint Inspection of Trees plantation.	IE	MKC Poanta - Saheb Dehradun Kedarnathji Highways Private Limited	31.05.2024	

# *Weather report*

**9.1**

**Summary of weather report**

SL. NO.	DATE	TEMPERATURE		HUMIDITY		WEATHER	RAIN FALL (in mm)	Cum. Rain Fall Up To Till Month	REMARKS
		MAX.	MIN.	MAX.	MIN.				
1	01-05-2024	27	23.6	33	31	Sunny	0	1906.4	Cum. Rain Fall Up To Previous Month
2	02-05-2024	36	20.3	35	2	Sunny	0	1906.4	
3	03-05-2024	31.3	29.4	30	29	Sunny	0	1906.4	
4	04-05-2024	40.1	22.5	34	26	Sunny	0	1906.4	
5	05-05-2024	31.2	28.2	31	29	Sunny	0	1906.4	
6	06-05-2024	32.1	28.5	32	29	Sunny	0	1906.4	
7	07-05-2024	38.2	26.2	34	27	Sunny	0	1906.4	
8	08-05-2024	35.1	28.1	36	28	Sunny	0	1906.4	
9	09-05-2024	32.2	29.8	33	30	Sunny	0	1906.4	
10	10-05-2024	35.8	25.7	42	29	Sunny	10	1916.4	
11	11-05-2024	31	28.7	34	31	Sunny	0	1916.4	
12	12-05-2024	38.3	23.6	36	27	Sunny	0	1916.4	
13	13-05-2024	38.2	23.9	36	27	Sunny	0	1916.4	
14	14-05-2024	38.2	23.1	34	27	Sunny	0	1916.4	
15	15-05-2024	39	24	32	26	Sunny	0	1916.4	
16	16-05-2024	38.7	25.2	34	27	Sunny	0	1916.4	
17	17-05-2024	40.1	25.7	33	26	Sunny	0	1916.4	
18	18-05-2024	40.5	26.2	32	26	Sunny	0	1916.4	
19	19-05-2024	40.8	26	32	26	Sunny	0	1916.4	
20	20-05-2024	39.9	25.1	33	26	Sunny	0	1916.4	
21	21-05-2024	39.4	27.01	35	26	Sunny	0	1916.4	
22	22-05-2024	38.6	28.2	37	27	Sunny	0	1916.4	
23	23-05-2024	38	28.9	34	27	Sunny	0	1916.4	
24	24-05-2024	38	28.5	37	27	Sunny	0	1916.4	
25	25-05-2024	38.4	32.1	31	30	Sunny	0	1916.4	
26	26-05-2024	41.3	28.9	35	25	Sunny	0	1916.4	
27	27-05-2024	41.6	26.3	33	25	Sunny	0	1916.4	
28	28-05-2024	41.8	26.1	31	25	Sunny	0	1916.4	
29	29-05-2024	42.5	29.3	31	25	Sunny	0	1916.4	
30	30-05-2024	42.2	27.7	31	25	Sunny	0	1916.4	
31	31-05-2024	42	26.3	32	25	Sunny	0	1916.4	

# *Site visit and meetings*

## 10.1

### Details of site visit and meetings

Sr. No	Date	Meeting & Visit
1	28.05.2024	Site visit of NHAI officials along IE team

# *Site photographs*



**FDD Checking of Backfilling of RE Wall at Ch. 22+300**



**GSB Top Rolling Work in Progress at Ch. 21+300 to 21+500 (LHS)**





**DBM Laying Continue Checked by IE Team at Ch 26+580**



**WMM Laying Work in Progress at Ch 20+500 to 20+720(RHS)**



**Sub Grade Top Rolling Work in Progress at Ch. 33+320 to 33520 (LHS)**



**GSB Top Rolling Work in Progress at Ch. 29+250**



**WMM Laying Work in Progress at Ch. 21+400**



**DBM Laying Work in Progress at Ch. 26+400**



**Box Culvert Top Slab Concrete Pouring Work in Progress at Ch. 19+080**



**VUP PSC Girder Reinforcement & Profile Checking by ABE Sir at Ch. 31+691**



**VUP RCC Girder Casting Work in Progress Ch. 22+598**



**MJB PSC Girder Stressing Work in Progress at Ch. 33+033**



**VUP Pier Cap Curing Work in Progress at Ch. 22+598**



**MNB Abutment Raft Reinforcement Binding Work in Progress at Ch. 21+610**



**Filter media pouring work is in progress at ch 22+350 to 22+450 (LHS)**



**Drain Slab Curing Work in Progress at Ch 22+160 to 22+330**



**Retaining Wall Concrete Pouring Work in Progress at Ch. 28+600**



**MNB Slab Reinforcement Binding Work in Progress at Ch. 20+820**






**Toe Wall Curing Work in Progress at Ch. 31+960**



**HPC Retaining Wall Pouring Work in Progress at Ch. 28+581**



**PSC Girder Curing Work in Progress at Ch. 31+000**



**Geo Cell Laying Work in Progress for Slope Protection at Ch-24+250 RHS**



**Site Inspection by RE Sir and IE Team**



**Site Visit of PD Sir and IE Team at Ch. 30+300**



**Site Visit of IE Team**

*Thanks*