4-L of NH 37 from design Ch 0+020 on NH-8 near Karimganj to design Chainage 14+380 near Sutarkandi (Spur Connectivity to Indo/Bangladesh Border) Silchar-Churaibari Pkg-7 in the State of Assam on HAM mode.

MONTHLY PROGRESS REPORT

AUGUST - 2026



Authority	NHIDCL BUILDING INFRASTRUCTURE - BUILDING THE NATION	National Highways Infrastructure Development Corporation Limited
Independent Engineer	TASPL	M/s Technocrafts Advisory Services Private Limited in association with M/s MAV Associates LLP
Concessionaire	MKC Since-1963	MKC Badarpur Churaibari Kamakhya (PKG-7) Highways Pvt. Ltd.

TABLE OF CONTENTS

CHAPTERS	DESCRIPTIONS	PAGES
	TABLE OF CONTENTS	
	Project Road Location Map / Index Map	
	EXECUTIVE SUMMARY	
	1. The Project Road	
	2. Mobilization	
	3. Pre-Construction Activity	
	4. EPC Contractor	
	5. Design & Drawing	
	6. Work Program	
	7. Quality Control & Material	
	8. Supervision and Monitoring of Project works	
	9. Site Visit and Meeting	
	10. Schedule Completion Date	
	11. Operation and Maintenance (O&M)	
	12. Area of Concern/ Availability of site for work	
	13.Current Issues	
1	**INTRODUCTION**	
	General	
	Project Overview	
2	**CONTRACT DATA**	
3	**SALIENT FEATURES OF PROJECT HIGHWAY**	
	3.1 Pavement Composition (MCW)	
	3.2 Details of New/ Widening of Structures	
4	**SCOPE OF WORKS AND PROJECT FACILITIES**	
	4.1 Scope of Works	
	4.2 Project Facilities	
5	**PRE-CONSTRUCTION ACTIVITY**	
	5.1 Obligations	
	5.2 Shifting of Utilities	
	5.3 Tree Cutting	

	5.4 Land Acquisition	
6	**MOBILIZATION**	
	6.1 Manpower Mobilization of Concessionaire	
7	**DEPLOYMENT OF PLANTS AND EQUIPMENT / PROJECT SET UP PLAN**	
	7.1 Plants and Equipment Deployed	
8	**DESIGN AND DRAWING**	
	8.1 Design	
	8.2 Drawing	
	8.3 Status of Drawings	
9	**PROJECT WORK PROGRESS**	
	9.1 Project Work Progress	
	9.2 S Curve	
	9.3 Weightages of Components	
	9.4 Highway Works Progress	
	9.5 Structure Works Progress	
10	**QUALITY CONTROL AND MATERIAL**	
	10.1 Quality Control	
	10.2 Site Laboratory	
	10.3 Material Testing & Third-Party Test	
11	**CORRESPONDENCE**	
12	**NON-CONFORMANCE REPORT**	
13	**WEATHER REPORT**	
14	**ACCIDENT REPORT**	
15	**ROAD MAINTENANCE AND SAFETY REPORT**	
16	**PROJECT PROGRESS PHOTOGRAPHS**	

4-L of NH 37 from design Ch 0+020 on NH-8 near Karimganj to design Chainage 14+380 near Sutarkandi (Spur Connectivity to Indo/Bangladesh Border) Silchar-Churaibari Pkg-7 in the State of Assam on HAM mode.

PROJECT LOCATION MAP / INDEX MAP

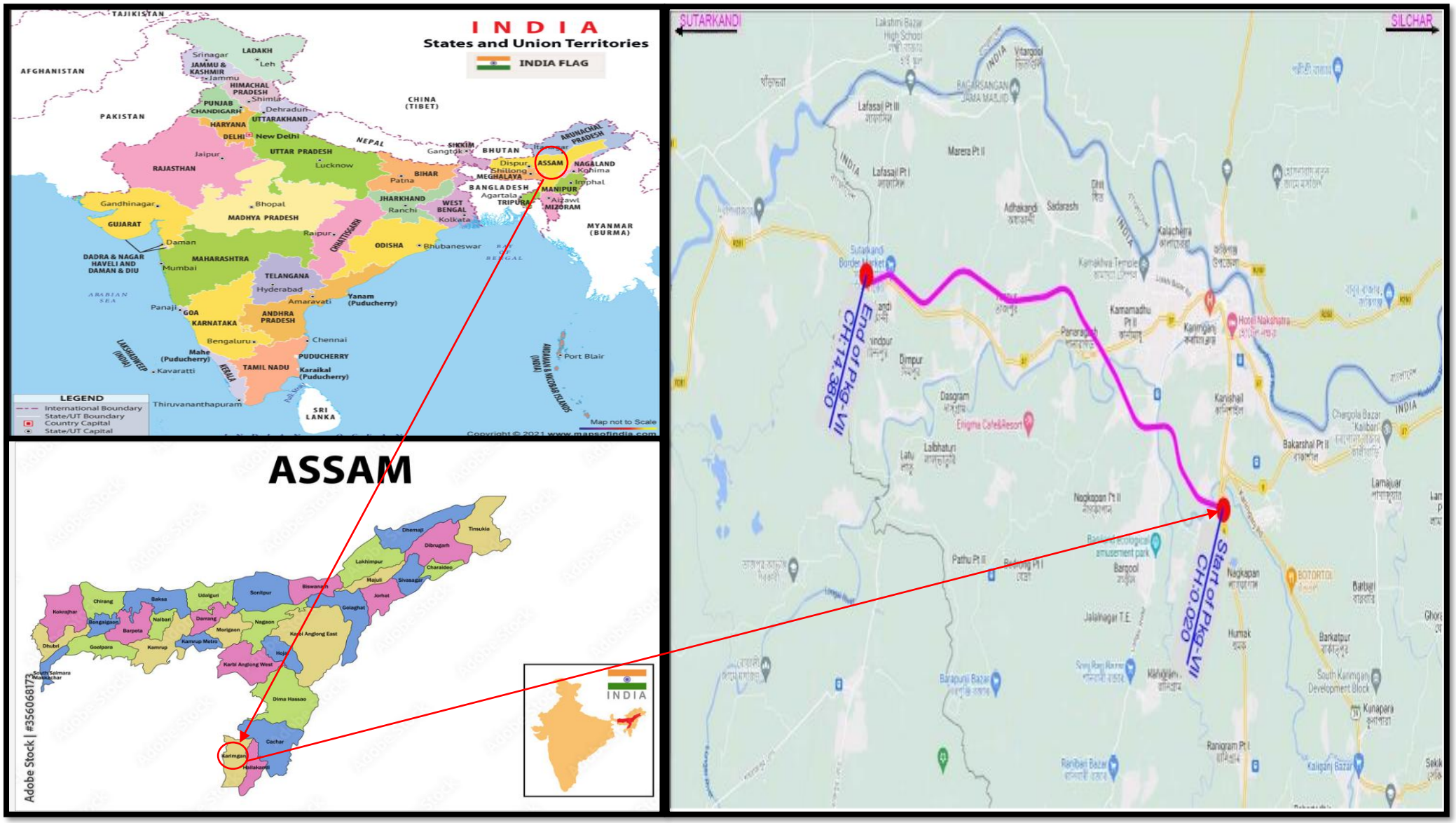

4-L of NH 37 from design Ch 0+020 on NH-8 near Karimganj to design Chainage 14+380 near Sutarkandi (Spur Connectivity to Indo/Bangladesh Border) Silchar-Churaibari Pkg-7 in the State of Assam on HAM mode.

EXECUTIVE SUMMARY

The Concessionaire has signed the Concession Agreement with National Highway Infrastructure Development Corporation Limited (NHIDCL) on dated September 17, 2024. This Executive Summary presents the works progress of the Project Highway during the construction period from February 28, 2025 to February 27, 2027.

1. **The Project Road:**
   4-L of NH 37 from design Ch 00+020 on NH-8 near Karimganj to design Chainage 14+380 near Sutarkandi (Spur Connectivity to Indo/Bangladesh Border) Silchar-Churaibari Pkg-7 in the State of Assam on HAM mode.

2. **Mobilization:**
   The Concessionaire has mobilized the required Engineers/ Staff Personnel, Machineries/Equipment's, Plants and established main Base Camp at CH: - 5+600 LHS (Darakona).

   The details of Key staff personnel deployed are highlighted in the Chapter-6 of this report. The details of deployed Plants and Machineries are included in Chapter-7 of this report.

3. **Pre-Construction Activity:**
   The Details of pre-construction activities have been included in Chapter-5 of this report.

4. **EPC Contractor:**
   MKC Infrastructure Limited the details of project highway works have been included in Chapter-09 of this report.

5. **Design and Drawing**
   The details of design and drawing status have been included in this report on Chapter 8.

6. **Work Program:**
   At the time of commencement of works, the Concessionaire submitted the Stage wise completion schedule Work Program Vide Letter No. MKCIL/ASSAM/PKG-07/162, dated 17.04.2025 for Authority/IE's approval. Based on the monthly works plan, the works is being carried out by the Concessionaire.

7. **Quality Control and Material:**
   The works is being carried out by the Concessionaire as per Quality Assurance Plan submitted to Authority Vide Letter MKCIL/ASSAM/PKG-07/139 on dated 07.04.2025. Each construction activity is being checked/verified as per the RFI's submitted to Authority/ IE by the Concessionaire.

8. **Supervision and Monitoring of Project works:**
   The Authority/ IE along with the concessionaire is supervising and monitoring the execution of works as per requirements of Standard/ Specifications. The monitoring of works is being carried out through the RFI submitted by the Concessionaire and its approval/ rejection after necessary checking/ verification by the Authority/ IE.

9. **Site Visit and Meeting:**
   The Authority/ IE Engineers are regularly visiting the Project Highway.

10. Schedule Completion Date:

As per Schedule-G of the Concession Agreement shall occur on the 730th day from the Appointed Date. The declared Appointed Date being February 28, 2025, the Scheduled completion Date shall occur on February 27, 2027.

11. Operation and Maintenance (O&M):

O&M Obligations – During Operation Period, the Concessionaire shall operate and maintain the project in accordance with this Agreement either by itself, or through the O&M Contractor and if required, modify repair or otherwise make improvements to the Project to comply with the provisions of this Agreement, Applicable Laws and Applicable Permits, and conform to Specifications and Standards and Good industry Practice. The obligations of the concessionaire shall be as per Article 17.b

12. Area of Concern/ Availability of site for work:

Procurement of ROW- The existing ROW and the stretches of 14.360 km. are subjected to following:

a) Stretches/ Hindered Free Land 11.51 Km out of 14.36 Km:

Stretches/ Hindered Free Land				Encumbrances/ Hindered Land		
Sr. No.	**Side**	**Length (Km)**	**%**	**Side**	**Length (Km)**	**%**
1.	BHS	12.200	90.20%	BHS	2.180	10.80%

b) Hindered due to Tree Cutting:

Description	Total Nos.	Cutting Tree	Balance	Impacted Length (km)	Remarks
Total Trees	407	256	151	1.0	

c) Encumbrances due to Religious Structure:

Sr. No.	Types	Chainage	Side	Status	Remarks
1.	Temple	4+150	LHS	Shifing in Progress	
2.	Idgah	4+400			
3.	Masjid	4+500	BHS		Delay by CALA
4.	Idgah	7+200			
5.	Idgah	13+200			

d) Details of Hidered Land:

DETAILS OF ENCUMBRANCES WITHIN ROW							
Sr. No	Chainage		Side	Total Length (KM)	Description	Work Affected	Remarks
	From	To					
1	0+250	0+350	BHS	100.00	Brick Industry	Earth Work	
2	2+700	2+850	BHS	150.00	Residential Houses	RE Wall	
3	3+650	3+700	BHS	50.00	Residential Houses	Earth work	
4	3+900	3+980	BHS	80.00	Assam Type House & Shade	Earth Work	
4	4+080	4+180	LHS	100.00	Assam Type House& Temple	Earth Work	
5	4+200	4+300	BHS	100.00	Assam Type House	Earth Work	
5	4+420	4+550	RHS	130.00	Masjid & Kabristan	Earth Work	
6	4+650	4+700	RHS	50.00	Assam Type House	Earth Work	
6	5+400	5+450	BHS	50.00	Assam Type House	Earth Work	
7	5+450	5+480	BHS	30.00	Assam Type residential houses	Earth work	
7	5+550	5+650	BHS	100.00	Assam Type residential houses	VUP	
8	6+600	6+650	BHS	50.00	RCC &Assam Type Houses	Box-culvert	
8	7+250	7+300	BHS	50.00	Assam/RCC Type Houses & Kabristan	Box-culvert	
9	9+280	9+400	BHS	120.00	Assam Type residential houses	Toe Wall and earth work	
9	10+900	10+950	BHS	50.00	Assam Type residential houses	Earth work	
10	11+250	11+400	BHS	150.00	Assam Type residential houses	Earth Work	
10	12+250	12+450	BHS	200.00	Assam Type residential houses	Earth Work	
11	12+590	12+620	BHS	30.00	Assam Type residential houses	Earth Work	
11	12+800	12+900	BHS	100.00	Assam Type residential houses	Earth Work	
12	13+100	13+200	RHS	100.00	Assam Type residential houses	Earth Work	
12	13+400	13+500	BHS	100.00	Assam Type residential houses	Earth Work	
13	13+650	13+680	LHS	30.00	Assam Type residential houses	Earth Work	
13	13+800	13+900	BHS	100.00	Assam Type residential houses	Earth Work	
14	13+950	14+050	LHS	100.00	LPAI Boundary wall and Gate	Earth Work	
14	14+150	14+200	BHS	50.00	ICP-BSF Gate	Minor Bridge	
15	14+240	14+250	RHS	10.00	ICP-BSF Vehicles Scanning Machine	Earth Work	
Total Hindered Length				**2180.00**			

4-L of NH 37 from design Ch 0+020 on NH-8 near Karimganj to design Chainage 14+380 near Sutarkandi (Spur Connectivity to Indo/Bangladesh Border) Silchar-Churaibari Pkg-7 in the State of Assam on HAM mode.

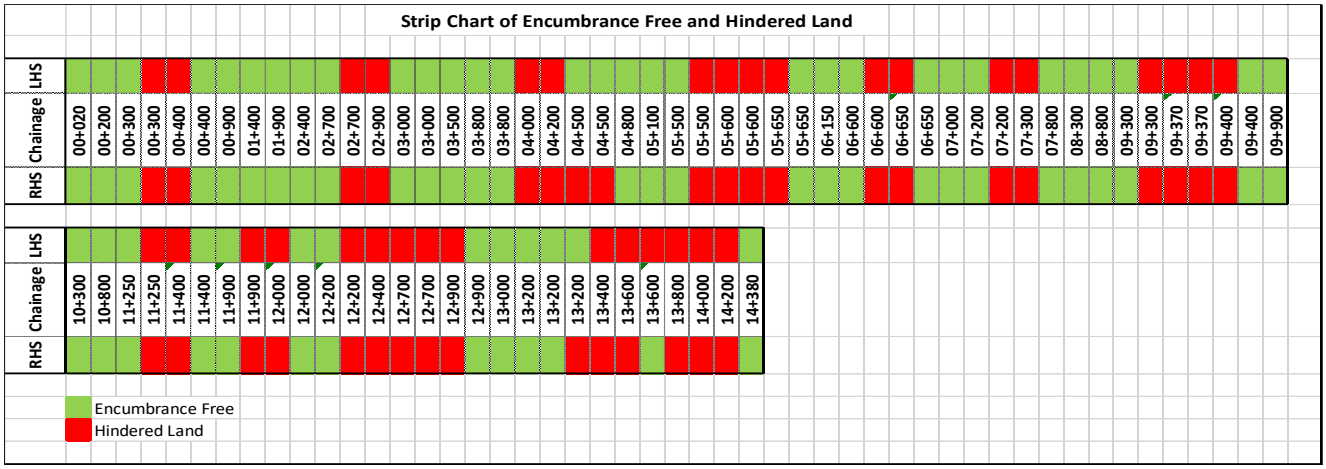

13. Current Issues:-

a) Non-availability of land:- As per the Concession Agreement, 100% of the land is to be handed over to the Concessionaire within 90 days from the Appointed Date. However, only approximately 80.20% of the land is currently free from encumbrances (refer the Concessionaire's letter no. MKCIL/ASSAM/PKG-07/490 dated 29.11.2025)

<u>As per Joint Handover Memorandum (Appendix-I) dated 28.02.2025</u>

SUMMARY OF LAND ACQUISITION & CLEARANCES

Sl. No	Total Land Required (in Ha)	Available Land (in Ha)	Remaining Land (In Ha)	% Available Land	Hindrance free length (in Km)	% Available hindrance free length %
1	63.59	56.17	7.42	88.33%	11.510 Km	80.20%

Note: The hindrance free length is calculated based on the right of way required against construction zone. **M/s MKC Badarpur Churaibari Kamakhya (Pkg-7) Highways Pvt. Ltd** will not claim any damages from the Authority as specified in Cl 4.2 of Concession Agreement for the period delay and time extension in accordance with Cl 4.1.2 of Concession Agreement.

Authorized Representative:

MKC INFRASTRUCTURE LTD. Project Manager Karimganj Assam * ASSAM PROJECT *

M/s MKC Badarpur Churaibari Kamakhya (Pkg-7) Highways Pvt. Ltd.

General Manager(P)

General Manager (P) NHIDCL PMU-Karimganj

PMU-Karimganj, Assam NHIDCL

Date: 28/02/25

Place: Karimganj

b) Approval of Material Source:- Approval from the Independent Engineer is still pending for the proposed material sources, and admixtures (refer the Concessionaire's Chapter no._10 & Table no 10.3.4)

c) Existing Road Maintainance: One time tender flotating decision for maintenance of the existing road is pending by the end of the Authority.

The Concessionaire has submitted its concern regarding the deteriorated condition of the existing road and clarified that it has only a limited scope of work, which includes only pothole repairs. During the meeting held at HQ, NHIDCL, New Delhi under the chairmanship of the MD (NHIDCL), this issue was acknowledged by the Hon'ble MD (NHIDCL), who directed the PMU and RO to float a one-time tender for the maintenance of the existing road.

d) Non-Permission from PWD Authorities: - The Concessinaire has submit it concern regaiding the permission for using the PWD rural roads for carrying of forest materials under Bharat Mala Project vide letter no. MKCIL/ASSAM/PKG-07/176 dated 24.04.2025.

It is essential to transport forest materials such as aggregates, soil, sand, and other construction materials from the designated quarry and borrow areas to the project site.

These materials are to be transported through certain PWD rural roads, as these routes form the only available access between the material sources and the construction stretch.

However, the Karimganj PWD Divisional Officer has restricted the movement of construction vehicles carrying these materials through the said rural roads, which has caused a significant hindrance to the ongoing project works and may adversely affect the overall project timeline.

CHAPTER-1

INTRODUCTION

General

The NHIDCL proposes to implement the development, maintenance, and management of the Spur from NH-8 near Karimganj to Sutarkandi (India-Bangladesh border) Km. 0.020 to Km. 14.380 into 4-lane access controlled corridor. The proposed project road has been selected to improve connectivity and reduce travel time from Assam to Tripura. Also, this connectivity will improve international road connectivity between India and Bangladesh. To achieve the above task, NHIDCL has appointed M/s. Aarvee Associates Architects Engineers and Consultants Pvt. Ltd. The Letter of Awerded was communicated vide letter No. NHIDCL / Assam / DPR / Silchar-Churaibari /222542/2581 and the agreement was signed on September 1st, 2023.

This executive summary is submitted along with the Final detailed project report to cover the key aspects of the project.

Project Overview

As described earlier the project road is a spur to NH-8 near Karimganj and ends at Sutarkandi. The proposed alignment passes through Karimganj district in the state of Assam connecting villages Karimganj, Fakirabazar, Jarpata and Sutarkandi.

CHAPTER-2

CONTRACT DATA

Sr. No.	Items	Description
1.	**Name of Project**	4-L of NH 37 from design Ch 0+020 on NH-8 near Karimganj to design Chainage 14+380 near Sutarkandi (Spur Connectivity to Indo/Bangladesh Border) Silchar-Churaibari Pkg-7 in the State of Assam on HAM mode.
2.	**Project Length**	14.360 km
3.	**Project Bid Cost**	380.26 Cr.
4.	**Authority**	National Highways & Infrastructure Development Corporation Limited
5.	**Independent Engineer**	M/s Technocrats Advisory Services Private Limited in association with M/s MAV Associates LLP
6.	**Concessionaire**	MKC Badarpur Churaibari Kamakhya (PKG-7) Highways Private Limited
7.	**Design Consultant**	Geo Designs & Research Pvt. Ltd.
8.	**DPR Consultant**	Aarvee Associates Architects Engineers & Consultants Pvt. Ltd.
9.	**LOA No. & Date**	NHIDCL/ Assam/ NH-37/ Sil-Churai/ Pkg-VII/ 233357/ 3087 dated 11.03.2024
10.	**Date of Concession Agreement**	September 17, 2024
11.	**Appointed Date**	February 28, 2025
12.	**Construction Period**	730 days (from Appointed Date) [24-Months]
13.	**Schedule Completion Date**	February 27, 2027
14.	**O&M Period**	15 Years from the date of COD

15.	**Project Milestone**	
	Milestone- I (Achieved on 15.01.2026)	The Project Milestone-I shall occur on the date falling on the 256th (two hundred and fifty sixth) day from the Appointed Date (**i.e., November 11, 2025)-** (The concessionaire shall have expended not less than 20% of the total capital cost set forth in the Financial Package and the Concessionaire shall have commenced construction of the Project and achieved 20% Physical Progress)
	Milestone- II (Achived on 21.04.2026)	**438th Day from Appointed Date** (**i.e., May 12, 2026**)- (Prior to the occurrence of Project Milestone-II, the Concessionaire shall have expended not less than 35% of the total capital cost set forth in the Financial Package. Provided, however, that at least 70% of the expenditure referred to hereinabove shall have been incurred on physical works which shall not include advances of any kind to any person or expenditure of any kind on plant and machinery and the concessionaire shall have commenced construction of the project and achieved 35% Physical Progress.).
	Milestone- III	**620th Day from Appointed Date** (**i.e., November 10, 2026**) (The concessionaire shall have commenced construction of all Project Facilities and expended not less than 75% of the total capital cost set forth in the Financial Package and the concessionaire shall have commenced construction of the Project and achieved 75% Physical Progress).
	Scheduled Completion Date	**730th Day from Appointed Date** (**i.e., February 27, 2027**) The concessionaire shall have completed the Project in accordance with the Concession Agreement.

CHAPTER -3

SALIENT FEATURES OF PROJECT HIGHWAY

3.1 Pavement Composition (For Main Carriage Way/ Service Road)

Section	Design Chainage		Stretch in Km.	Pavement Composition in mm.						
	From	To		Sub-Grade	R-GSB	R-WMM	DBM	BC	DLC	PQC
MCW	00+020	12+900	12.880	500.00	200.00	190.00	50.00	30.00	-	-
	12+900	14+380	1.480	500.00	150.00	-	-	-	150.00	180.00
				Sub-Grade	GSB	R-WMM	BC	-		
Service Road				500.00	200.00	185.00	30.00	-		

3.2 Details of New/ Widening of Structures to be constructed along the project Highway:

Sr. No.	Description		Unit	As per CA	Remarks
1.	Railway over Bridge	New Construction	Nos.	1	
2.	Major Bridge	New Construction	Nos.	3	
3.	Minor Bridge	New Construction	Nos.	7	
		Reconstruction	Nos.	1	
4.	VUP	New Construction	Nos.	2	
5.	LVUP	New Construction	Nos.	9	
6.	SVUP	New Construction	Nos.	1	
7.	Box Underpass	New Construction	Nos.	4	
8.	Box Culvert	New Construction	Nos.	28	
		Reconstruction	Nos.	4	
		Additional	Nos.	20	
9.	Pipe Culvert	Additional	Nos.	20	
10.	Bus Bay		Nos.	2	
11.	Major Junction		Nos.	2	
12.	Minor Junction		Nos.	4	
13.	W-beam Single faced metal crash barrier		Rmt.	17602	
14.	Drain (covered)		Rmt.	2960	

CHAPTER -4

SCOPE OF THE WORKS AND PROJECT FACILITIES

4.1 Scope of Works

The Schedule-B of the Concession Agreement specifies the scope of works. The broad scope of the works includes the following:

- Reconstruction of existing 2 lane carriageway to 4 lane divided carriageway including strengthening existing carriageway by providing bituminous overlays in accordance with the Specifications and Standards.
- Construction of 1- ROB, 3- Major Bridge, 8- Minor Bridge, 16- Underpasses, 52- Culverts.
- Construction of Slip Road of 4.16 Km

4.2 Project Facilities

The Schedule-C of the Concession Agreement specifies the project facilities to be constructed for the project highway. The project facilities include the following:

a) Roadside Furniture
   i. Kilometer and Hectometer Stones
   ii. Traffic Signs
   iii. Overhead Sign
   iv. Road Marking
   v. Road Delineators
   vi. Reflective Pavement Markers & Solar Studs
   vii. Traffic Impact Attenuators
   viii. Boundary wall and Fencing

b) Operation and Maintenance centres
c) Way side Amenities/ Service Areas
d) Bus Bay and Bus Shelter
e) Pedestrain Facilities
f) Highway Lighting
g) Rainwater Harvesting
h) Environmental Management Plan
i) Advanced Traffic Management System (ATMS)
j) Highway Petrol Unit
k) Emergency Medical Services
l) Crane Services

CHAPTER -5

PRE-CONSTRUCTION ACTIVITIES

5.1 Obligations

Obligations of Authority-

Sr. No.	Clause No.	Obligation	Status	Remark/ Reference
1	Clause 4.1.2	Condition Precedent	Done	MKCIL/ASSAM/PKG-07/261
2	Article 11	Utilities, Associated Roads and Trees	In Progress	
3	Clause 18.1.2	Safety Consultant	Done	
4	Article 21	Appointment of Independent Engineer	Done	Partially Mobilized
5	Clause 10.3	Joint Memorandum	Done	

Obligations of Concessionaire-

Sr. No.	Clause No.	Obligation	Status	Remark/ Reference
1	Clause 9.1	Performance Security	Submitted	
2	Article 11	Shifting and Relocation Electrical Utilities	In Progress	
3	Article 26	Insurance	Done	
4	Clause 4.1.3 (Schedule-E)	Applicable Permits	Done	
5		A permission of State Govt. for boulders extraction	Done	
6		Permission of Village Panchayet and Pollution Board for installation of crushers	Done	
7		License for use of explosives	Done	
8		Permission of the State Govt. from drawing water from river/ reservoir	Done	
9		Labour Licence	Done	
10	Clause 12.1	Quality Assurance Plan	Submitted	MKCIL/ASSAM/PKG-07/139 dt. 07.04.2025
11		Construction Methodology	Submitted	MKCIL/ASSAM/PKG-07/150 dt. 14.04.2025

5.2 Shifting of Utilities

The project works includes shifting/relocation of various utility services along the project road. The details of the utilities/ Hindrances are required to be shifted/ relocated/ removed along the Project Highway is summarized below:

Sl. No.	Utility/ Hindrance Type	Unit	Nos.	Remarks
1.	HT/LT Lines (including Transformer if any)	Kms	4.36	In progress
2.	HT/ LT crossing	Nos.	8	50% Done
3.	Water Pipelines	Kms	4.65	Done
4.	Water Pipeline Crossing	Nos.	14.00	Done

5.3 Tree Cutting

The tree cutting status is given below for the project highway.

Sr. No.	Description	Total	Remarks
1.	Total Number of Trees	407.00	
2.	Total Felling of Trees	280.00	
3.	Balance Trees	127.00	

5.4 Land Acquition

As appended above in executive summary, Serial no. 13.

CHAPTER -6

MOBILIZATION

6.1 Manpower Mobilization of Concessionaire

Sr. No.	Name of Employee	Designation	Department
1	Satish Chandra Pandeya	AVP	HQ
2	Vinay Kumar Pandey	GM (Projects)	Project
3	Gaijianpov Gonmei	Asst. Manager	Accounts
4	Rituraj Gop	Asst. Manager	Billing/ Planning
5	Shubham Kumar	Engineer	Billing/ Planning
6	Surajit Samanta	Engineer	Billing/ Planning
7	Tupidhar Das	Executive	HR/Admin
8	Dipankar Gogoi	Sr. Executive	HR/Admin
9	Gansinlung Gondaimei	Jr. Executive	HR/Admin
10	Vageesh Tripathi	Senior Engineer	Structure
11	Jaydeep Bhattacharya	Sr. Engineer	Structure
12	Brijesh Kumar	Engineer	Structure
13	Souvik Paul	Engineer	Structure
14	Sandeep Kumar	Supervisor	Structure
15	Ankit Chaurasiya	Supervisor	Structure
16	Pavan Mandal	Supervisor	Structure
17	Alok Kumar Choudhary	Deputy Manager	Highway
18	Janmejay Kar	Asst. Manager	Highway
19	Tapas Basak	Engineer	Highway
20	Dinesh Kumar	Engineer	Highway
21	Krishna Singh	Supervisor	Highway
22	Md Mohbub Ahmed	Supervisor	Highway
23	Joga Ram	Supervisor	Highway
24	Amardeep Chaudhary	Supervisor	Highway
25	Ashis Koley	Deputy Manager	Survey
26	Koushik Routh	Sr. Surveyor	Survey
27	Koushik Samanta	Surveyor	Survey
28	Amit Singh	Surveyor	Survey
29	Chandan Kumar Dash	Sr. Manager	Store
30	Sujeet Kumar	Supervisor	Store
31	Sumanta Datta	Supervisor	Store
32	Milan Samantha	Supervisor	Store
33	Neeraj Kumar	Sr. Executive	Store

34	Amit Kumar	Jr. Engineer	Store
35	Pradip Kumar Saha	Sr. Executive	Store
36	Shib Sankar Kangsa Banik	Supervisor	Store
37	Mathilesh Kumar Pandey	Asst. Manager	Liaisoning
38	Ravi Shankar	Sr. Manager	Liaison
39	Subrata Dinda	Senior Manager	P&M
40	Mrityunjay	Engineer	P&M
41	Raman Kumar	Sr. Executive	P&M
42	Priyesh Kumar Sharma	Supervisor	P&M
43	Alok Kumar Ghadai	Engineer	P&M
44	Lakshman Shil	Fleet Supervisor	P&M
45	Prabhakar Kumar	Jr. Engineer	P&M
46	Ranjit Kumar Prajapati	Executive	P&M
47	Sujay De Sarkar	Engineer	QA/QC
48	Ravi Shanker Tripathi	Sr. Manager	QA/QC
49	Maneesh Singh	Lab tech	QA/QC
50	Ankit Kumar	Sr. Engineer	QA/QC
51	Manish Kumar Mandal	Lab tech	QA/QC
52	Vivek Kumar Singh	Sr. Lab Tech.	QA/QC
53	Debabrata Nath	Engineer	QA/QC
54	Abhishek Raj	Lab Asst.	QA/QC
55	Pawan Kumar	Safety Asst.	Safety

CHAPTER-7

DEPLOYMENT OF PLANTS AND EQUIPMENT / PROJECT SET UP PLAN

7.1 Plants and Equipment Deployed

S.no	Equipment type	Unit	Qty	Remarks
1	LMV	Nos.	17	
2	TIPPER	Nos.	35	
3	MOBILE CRANE	Nos.	4	
4	SOIL COMPACTOR	Nos.	12	
5	EXCAVATOR	Nos.	09	
6	BACK HOE LOADER	Nos.	05	
7	DIESEL DISPENCER	Nos.	2	
8	TRANSIT MIXER	Nos.	09	
9	TRACTOR	Nos.	2	
10	GRADER	Nos.	3	
11	BABY ROLLER	Nos.	1	
12	HM PLANT	Nos.	1	
13	BATCHING PLANT	Nos.	1	
14	RE BLOCK PLANT	Nos.	1	
15	DG	Nos.	9	
16	TRAILER	Nos.	2	
17	CRUSHER	Nos.	2	
18	WATER TANKER	Nos.	05	
19	LOADER	Nos.	2	
20	BOOM PLACER	Nos	01	

CHAPTER-8

DESIGN AND DRAWING

The project highway has been designed for four lane divided carriageway facility with provision of central raised median of 1.6m. The Concession Agreement envisages design of the project highway by the Concessionaire. The scope of design includes the design for road works, structure works and other project facilities. The drawings need to be prepared and approved for execution of each component of the project highway.

8.1 Design

The design of road works e.g., plans and profiles, cross sections and other miscellaneous items are being prepared by the Concessionaire for approval and execution of works accordingly. Similarly, the design of various structures e.g., Major bridge, Minor bridges, Vehicular Underpasses, Box Culverts, Hume Pipe Culverts etc. are also being prepared by the Concessionaire for review by Authority/ IE.

8.2 Drawings

As per requirement of the Contract Agreement various drawings are being prepared for execution and completion of the works. The working drawings of road works and structure works are being prepared by the Concessionaire and submitted to the Authority/ Independent Engineer prior to execution of works at site.

8.3 Status of Approval of Drawings

The status of drawing submission and approval of GAD for road and structure works as on August-31, 2026, is enclosed in this chapter of the report.

Road Works

Description	Total Nos	Submitted	Approved
Plan and Profile	1	1	1
Pavement Design Report (Flexible)	1	1	1
Pavement Design Report (Rigid)	1	1	1
RE Block Drawing	1	1	1
Boundary Wall Drawing	1	1	1
Typical Drain	1	1	0
Friction Slab CB Drawing	1	1	0
Typical Toe Wall	1	1	1
Typical Retaining Wall Flat	1	1	1
Typical Retaining Wall Emb.	1	1	0
RE Wall	4	2	0

Structure Works:-

Structure				
Description	**Total Nos**	**Submitted**	**Approved**	**Remarks**
Box Underpass	4	4	4	
SVUP	1	1	1	
LVUP	9	9	9	
VUP	2	2	2	
MNB	8	8	8	
MJB	3	3	2	
ROB	1	1	1	Approved from Railway.
Box Culvert	32	30	30	20 Addi. Culvert 1x4x3 & 20 Addi. Pipe Culvert 1x1.2m

CHAPTER-9
PROJECT WORK PROGRESS

9.1 Project Work Progress

Project Name :-	**Four Laning of Karimganj - Sutarkandi section of NH-37 from Design chainage 0.020 (Assam-Agartala Road NH-8 near Kanisail Pt II) to Km. 14.380 (Sutarkandi, India-Bangladesh Border) in the state of Assam (Package-7)**
Authority Engineer :-	**National Highways & Infrastructure Development Corporation Limited**
Independent Engineer :-	**M/s Technocrats Advisory Services Pvt. Ltd. in association with M/s MAV Associates LLP**
Concessionaire :-	**MKC Badarpur Churaibari Kamakhya (PKG-7) Highways Pvt. Ltd.**
Total Contract Price :-	**3,80,26,00,000**

Schedule-G

Item	Stage for measurement of Physical Progress	Unit	Qty.	Weightage in percantage to the contract price	Unit Rate	Amount as per Contract Price	Physical Progress	% of Physical Progress		Value of Physical Progress
Road works including culverts, minor bridges, underpasses, overpasses, approaches to ROB/RUB/ Major Bridges/ Structures (but excluding service roads)	**A - Widening and strengthening of existing road**									
	(1) Earthwork upto top of Sub-grade	L-Km	3.27	0.46%	53,39,237.46	1,74,53,022.65	1.59	48.64%	84,89,387.56	0.22%
	(2) Granular work (Sub-base, base,shoulder)									
	(a) GSB	L-Km	3.27	0.43%	49,67,630.60	1,62,38,305.59	1.50	45.89%	74,51,445.90	0.20%
	(b) WMM	L-Km	0.34	0.03%	28,57,330.85	9,71,492.49				
	(3) Shoulders	L-Km	0.34	0.01%	12,81,024.02	4,35,548.17				
	(4) Bituminous Work									
	(a) DBM	L-Km	0.34	0.06%	67,68,054.23	23,01,138.44				
	(b) BC	L-Km	0.34	0.02%	18,25,423.72	6,20,644.06				
	(5) Rigid Pavement									
	Concrete Work	L-Km	2.93	1.55%	2,01,00,994.58	5,88,72,256.97	0.75	25.61%	1,50,75,745.93	0.40%
	B- New 4 Lane Realignment/Bypass									
	(1) Earthwork upto top of Sub-grade	L-Km	23.77	26.87%	4,29,71,160.11	1,02,16,12,534.28	13.04	54.85%	56,03,43,927.87	14.74%
	(2) Granular work (Sub-base, base,shoulder)									
	(a) GSB	L-Km	23.77	4.07%	65,09,422.18	15,47,57,452.92	6.55	27.55%	4,26,36,715.27	1.12%
	(b) WMM	L-Km	23.77	2.76%	44,21,022.65	10,51,07,056.61	1.20	5.05%	53,05,227.19	0.14%
	(3) Shoulder	L-Km	23.77	0.67%	10,75,603.46	2,55,71,801.44				
	(4) Bituminous Work									
	(a) DBM	L-Km	23.77	1.78%	28,42,675.90	6,75,82,846.67				
	(b) BC	L-Km	23.77	1.15%	18,44,436.54	4,38,50,328.60				
	C- New Culverts, Minor Bridges, underpasses, overpasses on existing road, realignment, bypasses:									
	1) Culverts	No.	64.00	4.55%	27,01,924.83	17,29,23,189.37	35.00	54.69%	9,45,67,369.19	2.49%
	2) Minor Bridge								-	
	a) Foundation	No.	22.00	2.76%	47,67,472.88	10,48,84,403.25	17.00	77.27%	8,10,47,038.88	2.13%
	b) Sub-Structure	No.	22.00	1.27%	21,91,048.96	4,82,03,077.10	8.00	36.36%	1,75,28,391.67	0.46%

	c) Super-Structure (including Crash Barrier etc. Complete) **If pre-cast girders/ segments are used, 40% of the weightage of the stage in percentage to the bid project cost is assigned to the casting of such precast girders/ segments.**									
	c-i) Precast Girder - On Casting (40%)	No.	6.00	0.72%	45,37,251.14	2,72,23,506.86	2.00	33.33%	9074502.287	0.24%
	c-ii) Slab - after Completion of Slab (60%)	No.	16.00	1.07%	25,52,203.77	4,08,35,260.29	4.00	25.00%	1,02,08,815.07	0.27%
	5) Grade Separated Structures									
	a) Underpasses (Box Underpass, SVUP, LVUP, VUP)									
	i) Foundation	No.	38.00	5.31%	53,10,261.12	20,17,89,922.38	30.00	78.95%	15,93,07,833.46	4.19%
	ii) Sub-Structure	No.	38.00	3.61%	36,08,074.95	13,71,06,848.26	28.00	73.68%	10,10,26,098.72	2.66%
	iii) Super-Structure (including Crash Barrier,Wearing coat etc. Complete) **If pre-cast girders/ segments are used, 40% of the weightage of the stage in percentage to the bid project cost is assigned to the casting of such precast girders/ segments.**									
	- Girder Type - Precast Girder (40%)	No.	6.00	1.41%	89,44,518.88	5,36,67,113.30	4.00	66.67%	3,57,78,075.54	0.94%
	c-ii) Slab - after Completion of Slab (60%)	No.	32.00	2.12%	25,15,645.94	8,05,00,669.96	18.00	56.25%	4,52,81,626.85	1.19%
Major Bridge works and ROB/RUB	**C- New Major Bridges**									
	(1)Foundation									
	(b) Pile Foundation / Well Foundation	No.	24.00	5.91%	93,63,078.49	22,47,13,883.65	24.00	100.00%	224713883.6	5.91%
	(2) Sub-structure	No.	24.00	1.61%	25,54,082.10	6,12,97,970.32	24.00	100.00%	61297970.32	1.61%
	(3)Super-structure (including crash barriers etc. complete) **If pre-cast girders/ segments are used, 40% of the weightage of the stage in percentage to the bid project cost is assigned to the casting of such precast girders/ segments.**									
	-Super-structure - Precast Girder (40%)	No.	18.00	1.09%	23,11,648.25	4,16,09,668.50	15.00	83.33%	34674723.75	0.91%
	c-ii) Slab - after Completion of Slab (60%)	No.	18.00	1.64%	34,67,472.37	6,24,14,502.75				
	D- New rail-road bridges									
	(a) ROB									
	(1)Foundation	No.	10.00	2.50%	94,93,846.06	9,49,38,460.62	10.00	100.00%	94938460.62	2.50%
	(2) Sub-structure	No.	10.00	1.06%	40,38,584.27	4,03,85,842.68				
	(3)Super-structure (including crash barriers etc. complete) **If pre-cast girders/ segments are used, 40% of the weightage of the stage in percentage to the bid project cost is assigned to the casting of such precast girders/ segments.**									
	-Super-structure - Precast Girder (40%)	No.	8.00	0.90%	42,61,719.22	3,40,93,753.72	1.00	12.50%	4261719.215	0.11%
	c-ii) Slab - after Completion of Slab (60%)	No.	8.00	1.34%	63,92,578.82	5,11,40,630.58				

Structures (Elevated Section, Reinforced earth)	**4) Reinforced Earth Wall (includes Approaches of ROB,Underpasses, Over passes, Flyover etc.)**									
	i) Re Block Casting (5%)	Sq.m	24,984.00	0.03%	50.38	12,58,786.95	15,106.45	60.46%	7,61,119.20	0.02%
	ii) Re Block Erection (95%)	Sq.m	24,984.00	0.63%	957.29	2,39,16,952.03				
Electrical and Public Health Utilities	**UTILITY SHIFTING**									
	HT/LT lines (including Transformers if any)	Km	4.36	0.04%	3,35,796.22	14,64,071.51	2.38	54.59%	799194.9976	0.02%
	HT/LT crossings	No.	65.00	1.03%	6,03,811.97	3,92,47,778.01	20.00	30.77%	12076239.39	0.32%
	Water pipeline	Km	4.65	0.03%	2,24,161.61	10,42,351.47	4.65	100.00%	10,42,351.47	0.03%
	Water pipeline crossings	No.	14.00	0.06%	1,64,074.07	22,97,036.95	14.00	100.00%	22,97,036.95	0.06%
Other Works	**OTHER WORKS**									
	i) Service Road / Slip Road	L-Km	4.164	1.78%	1,62,45,027.01	6,76,44,292.48				
	iii) Road Side Drain	L-Km	2.96	0.44%	55,98,222.31	1,65,70,738.05	0.75	25.34%	41,98,666.74	0.11%
	iv) - Road signs,markings, Km Stone, Safety devices									
	(a) Road signs, markings, Km Stone	L-Km	14.36	0.30%	8,02,715.47	1,15,26,994.17				
	(b) Concrete Crash Barrier/W Beam Crash Barrier in Road work	L-Km	30.96	2.42%	29,68,672.06	9,19,01,180.92				
	v) - Project Facilities									
	(a) Bus bay	No.	2.00	0.08%	15,02,870.20	30,05,740.41				
	viii) Protection Work									
	(a) Boulder Pitching on Slope / Slope Protection Work	L-Km	4.32	2.32%	2,03,94,798.37	8,81,05,528.97				
	(b) Precast Toe Wall / Retaining Wall	L-Km	13.81	10.94%	3,01,16,291.80	41,59,05,989.73	8.04	58.24%	24,22,37,381.45	6.37%
	x) Miscellaneous									
	(a) Street Lightning	No.	188.00	0.09%	18,607.04	34,98,122.76				
	(b) Junction/Interchange	No.	6.00	0.18%	11,42,768.68	68,56,612.05				
	(c) Precast Boundary Wall	L-Km	27.04	0.42%	5,90,254.68	1,59,62,375.17				
	(d) ATMS, HTMS, Traffic Aid Posts, Medical aid Posts, Vehicle Recue Posts, Telecom System	L-Km	28.72	0.34%	4,51,912.80	1,29,78,935.49				
	(e) Rain Water Harvesting	No.	28.00	0.17%	2,25,477.87	63,13,380.38				
			Grand Total >>>	**100.00%**		**3,80,26,00,000.00**				**49.35%**

9.2 S Curve

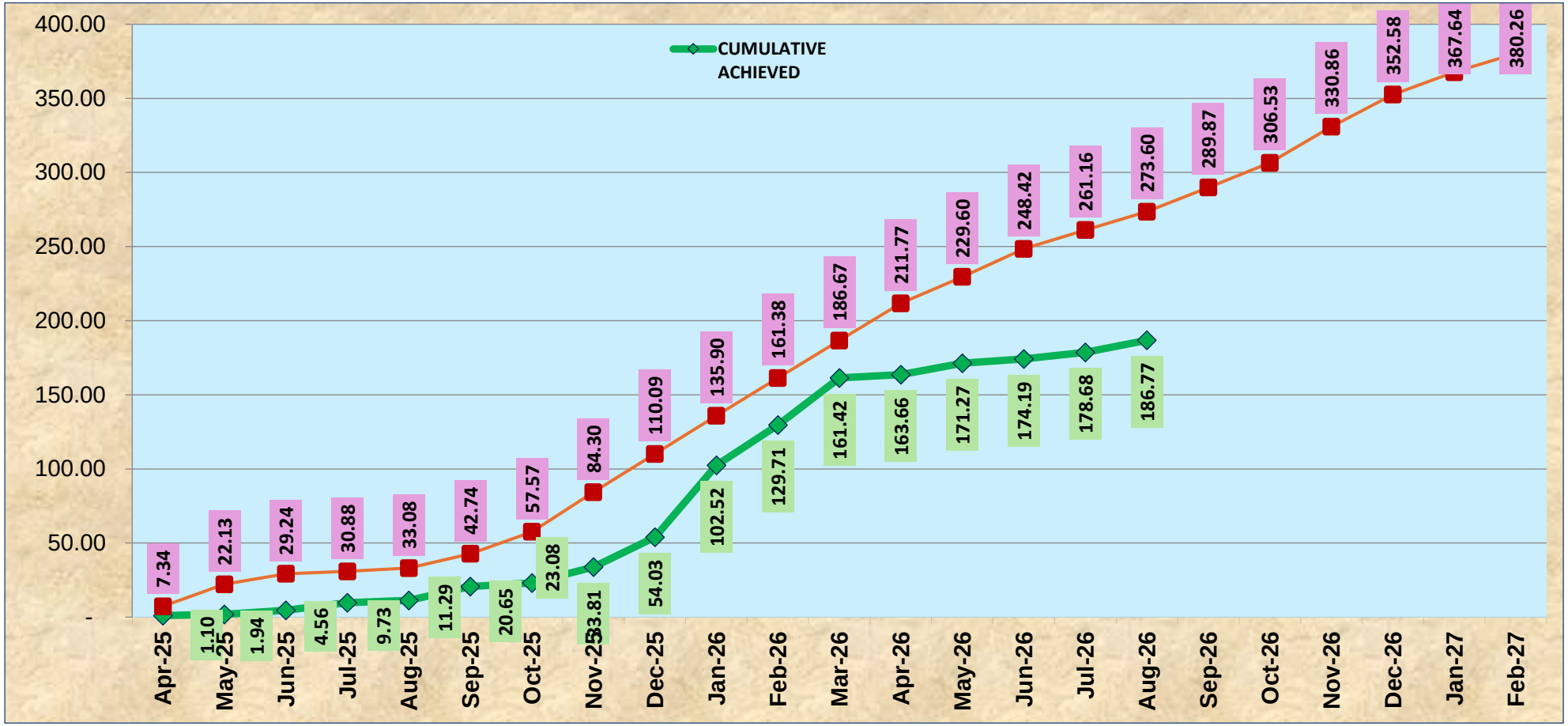

VALUES (IN CR.)		1	2	3	4	5	6	7	8	9	10	11	12	13	14	15	16	17	18	19	20	21	22	23
	MONTH	Apr-25	May-25	Jun-25	Jul-25	Aug-25	Sep-25	Oct-25	Nov-25	Dec-25	Jan-26	Feb-26	Mar-26	Apr-26	May-26	Jun-26	Jul-26	Aug-26	Sep-26	Oct-26	Nov-26	Dec-26	Jan-27	Feb-27
	CUMULATIVE PLANNED	7.34	22.13	29.24	30.88	33.08	42.74	57.57	84.30	110.09	135.90	161.38	186.67	211.77	229.60	248.42	261.16	273.60	289.87	306.53	330.86	352.58	367.64	380.26
	CUMULATIVE ACHIEVED	1.10	1.94	4.56	9.73	11.29	20.65	23.08	33.81	54.03	102.52	129.71	161.42	163.36	171.27	174.19	178.68	186.77						
		0.29%	0.51%	1.20%	2.56%	2.97%	5.43%	6.07%	8.89%	14.21%	26.96%	34.11%	42.45%	43.04%	45.04%	45.81%	46.99%	49.12%						

9.3 Weightages (Earthwork, Granular Work, Bituminous Work, Culvert, MJB, MNB, Underpass, ROB, RE Wall, Utility Shifting, SR and Others)

Work Description	% of Each sub components	Amount (Cr.)
Sub Grade	19.59%	74,50,23,653.02
Granular Work	8.00%	30,43,19,594.30
Bituminous Work	5.71%	21,70,88,192.72
Culverts	5.52%	20,99,29,557.88
Minor Bridges	6.26%	23,80,73,489.15
Grade Separated Structures	8.25%	31,37,15,716.05
Major Bridge	11.31%	43,00,02,339.39
ROB	6.33%	24,07,16,649.18
RE Wall	0.73%	2,78,77,340.41
Utility Shifting	1.56%	5,92,90,359.01
Slip Road	2.19%	8,34,60,380.79
Protection Work& Other Work	24.54%	93,31,02,728.10
Total	**100.00%**	**3,80,26,00,000.00**

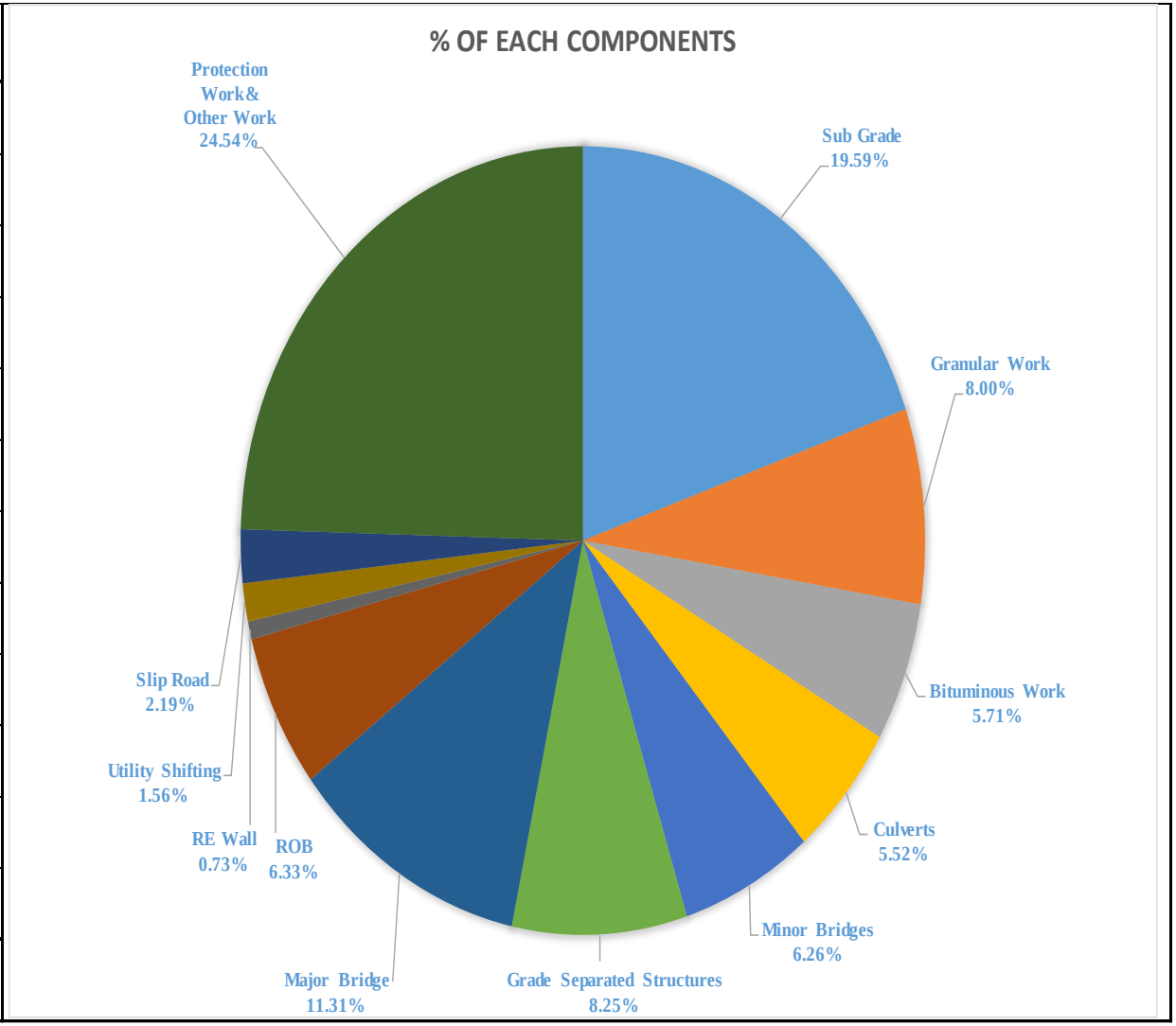

9.4 Highway Progress:-

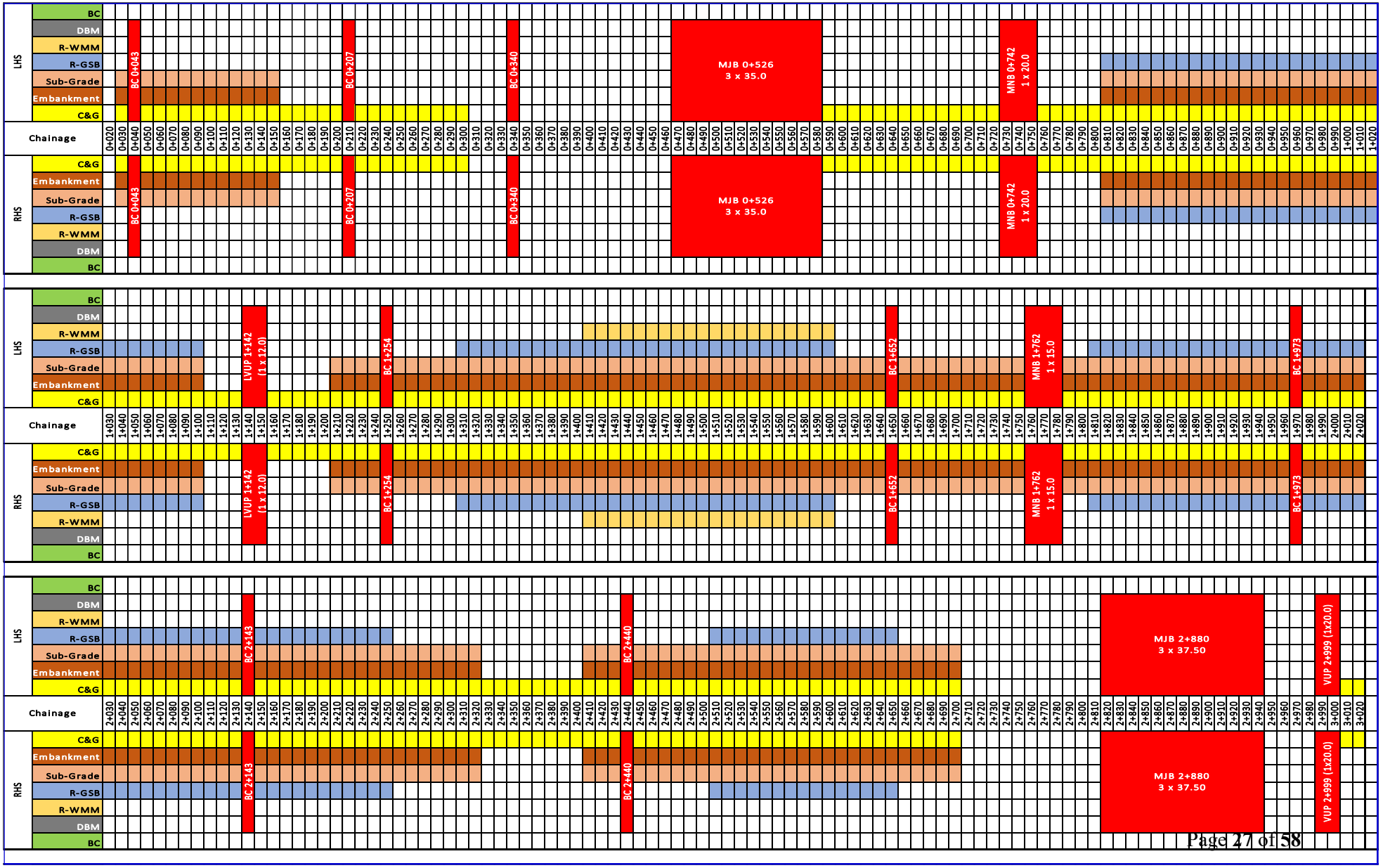

4-L of NH 37 from design Ch 0+020 on NH-8 near Karimganj to design Chainage 14+380 near Sutarkandi (Spur Connectivity to Indo/Bangladesh Border) Silchar-Churaibari Pkg-7 in the State of Assam on HAM mode.

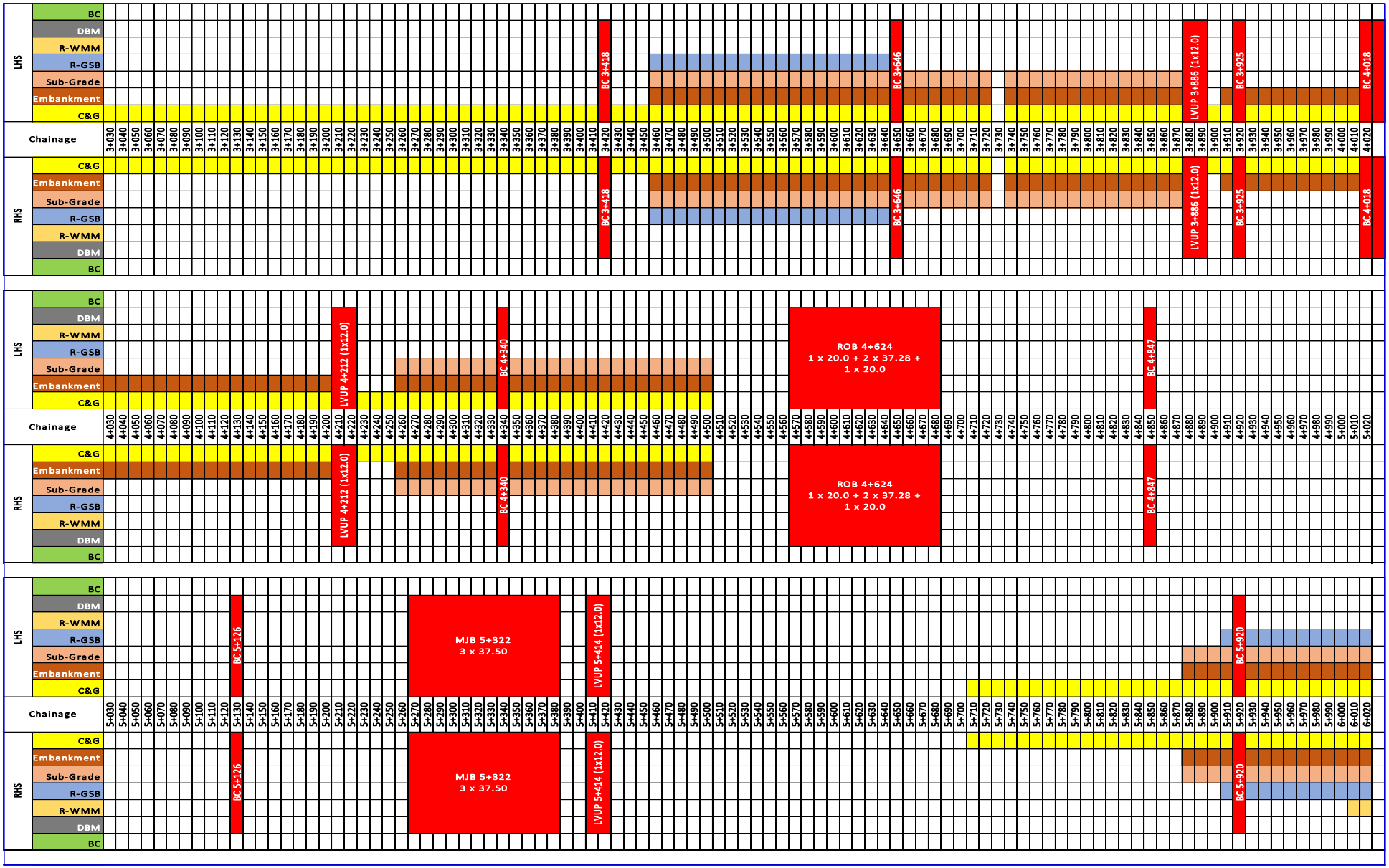

4-L of NH 37 from design Ch 0+020 on NH-8 near Karimganj to design Chainage 14+380 near Sutarkandi (Spur Connectivity to Indo/Bangladesh Border) Silchar-Churaibari Pkg-7 in the State of Assam on HAM mode.

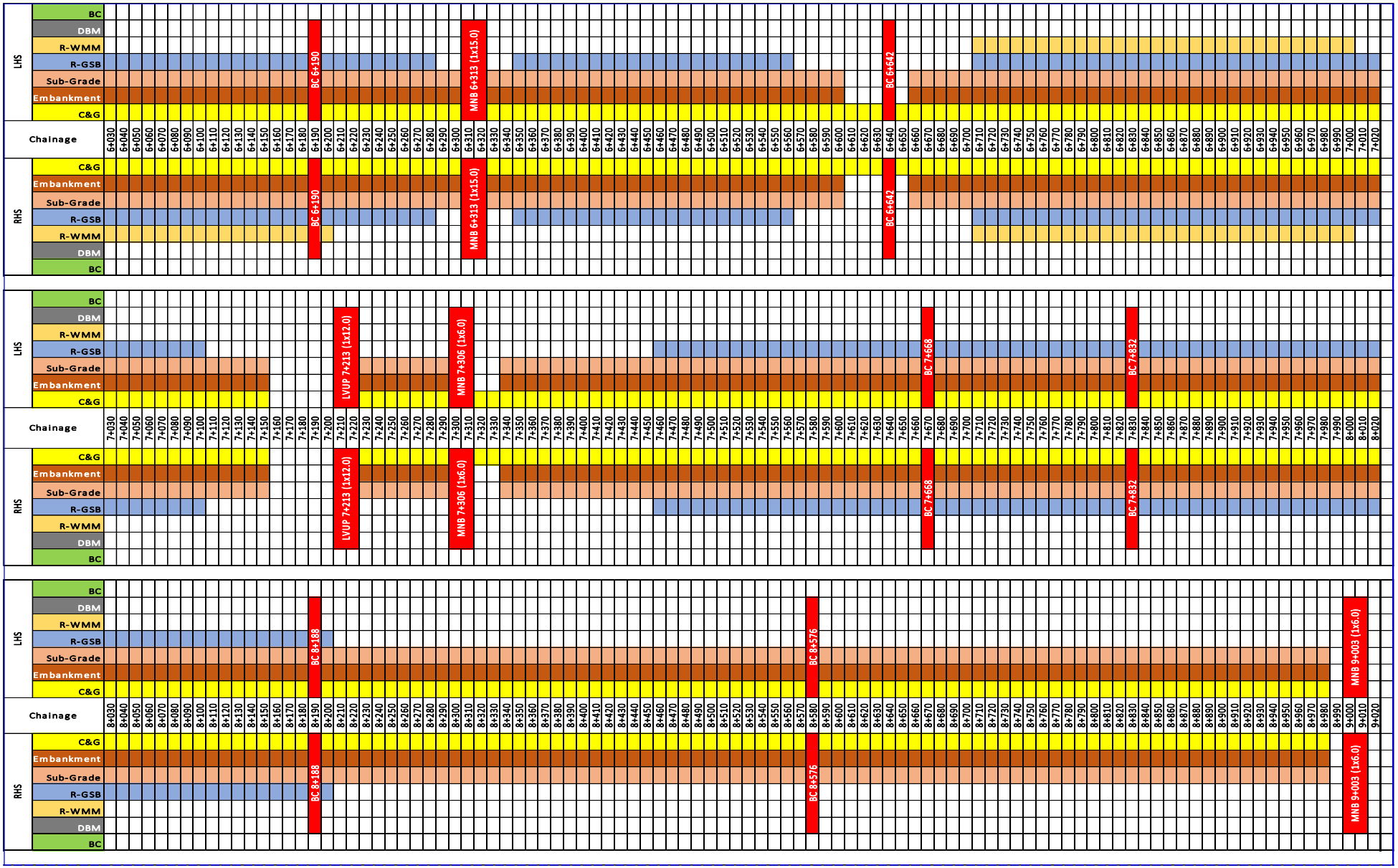

4-L of NH 37 from design Ch 0+020 on NH-8 near Karimganj to design Chainage 14+380 near Sutarkandi (Spur Connectivity to Indo/Bangladesh Border) Silchar-Churaibari Pkg-7 in the State of Assam on HAM mode.

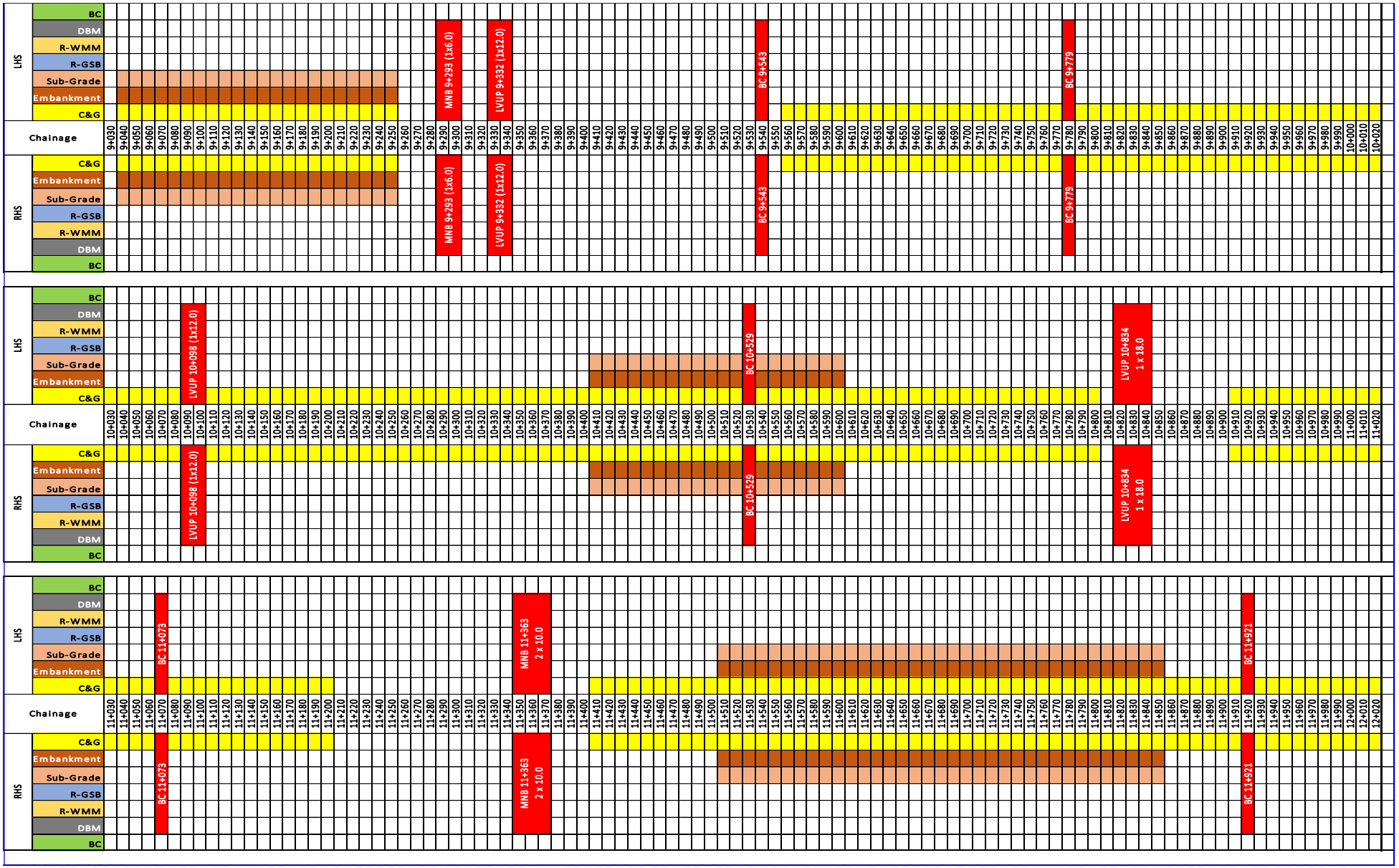

4-L of NH 37 from design Ch 0+020 on NH-8 near Karimganj to design Chainage 14+380 near Sutarkandi (Spur Connectivity to Indo/Bangladesh Border) Silchar-Churaibari Pkg-7 in the State of Assam on HAM mode.

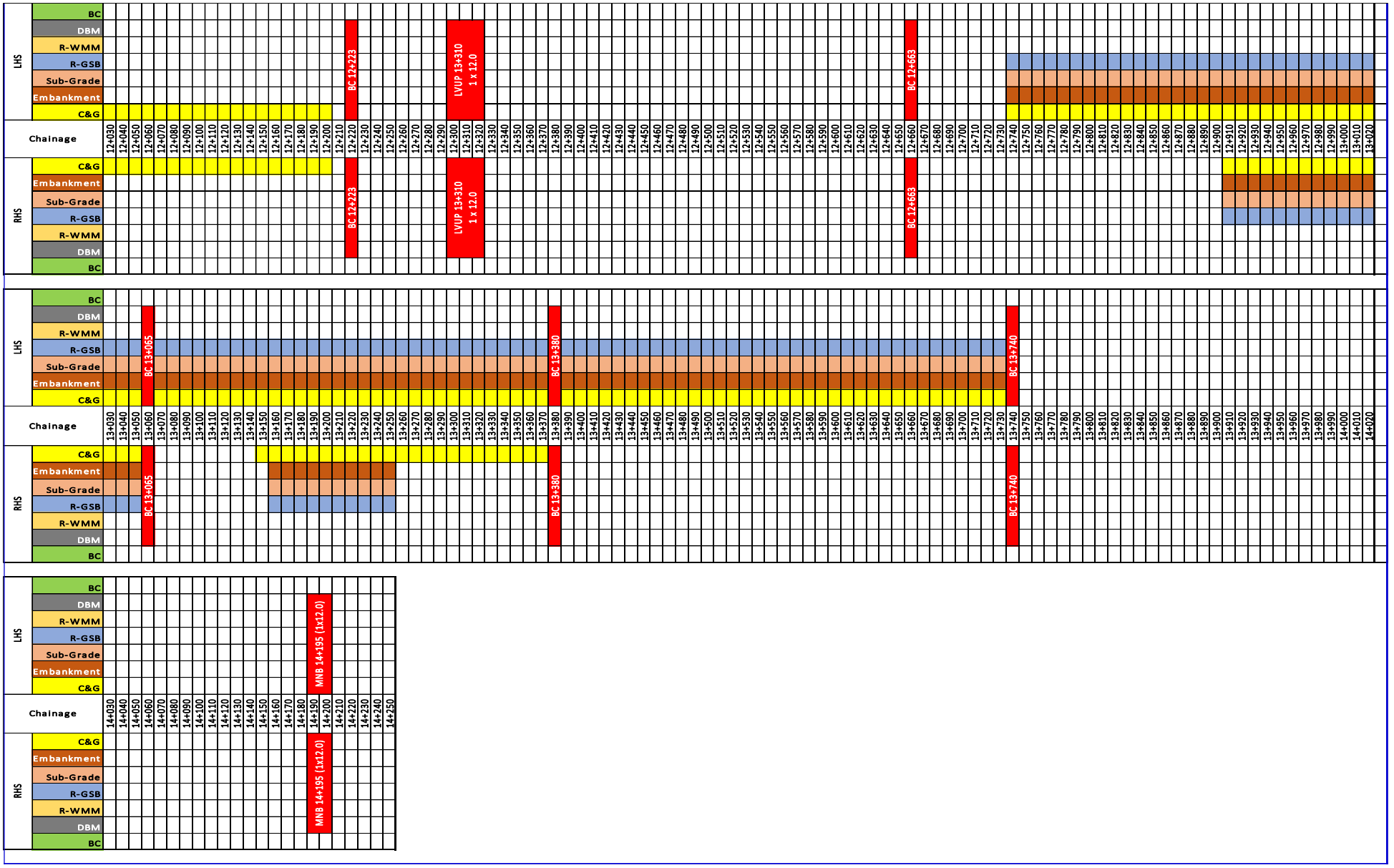

9.5 Structure Progress:

9.5.1 Status of Box Culvert: -

SN	LHS												Box Culvert Chainage	RHS										
	Protection Work	Parapet Wall	Top Slab	Top Haunch	Wall Final Lift	Wall 2nd Lift	Wall 1st Lift	Haunch	Raft	PCC/Granular Bed	Layout & Excavation	Abutment		Abutment	Layout & Excavation	PCC/Granular Bed	Raft	Haunch	Wall 1st Lift	Wall 2nd Lift	Wall Final Lift	Top Haunch	Top Slab	Parapet Wall	Protection Work
1												A1	00+043	A1										
												A2		A2										
2												A1	00+207	A1										
												A2		A2										
3												A1	00+341	A1										
												A2		A2										
4												A1	01+254	A1										
												A2		A2										
5												A1	01+652	A1										
												A2		A2										
6												A1	01+973	A1										
												A2		A2										
7												A1	02+143	A1										
												A2		A2										
8												A1	02+340	A1										
												A2		A2										
9												A1	02+440	A1										
												A2		A2										
10												A1	03+418	A1										
												A2		A2										
11												A1	03+646	A1										
												A2		A2										
12												A1	03+925	A1										
												A2		A2										
13												A1	04+018	A1										
												A2		A2										
14												A1	04+340	A1										
												A2		A2										
15												A1	04+534	A1										
												A2		A2										
16												A1	04+847	A1										
												A2		A2										
17												A1	05+126	A1										
												A2		A2										
18												A1	05+920	A1										
												A2		A2										
19												A1	06+190	A1										
												A2		A2										
20												A1	06+642	A1										
												A2		A2										
21												A1	07+668	A1										
												A2		A2										
22												A1	07+832	A1										
												A2		A2										
23												A1	07+906	A1										
												A2		A2										
24												A1	08+188	A1										
												A2		A2										
25												A1	08+926	A1										
												A2		A2										
26												A1	08+576	A1										
												A2		A2										
27												A1	09+543	A1										
												A2		A2										
28												A1	09+779	A1										
												A2		A2										
29												A1	10+529	A1										
												A2		A2										
30												A1	11+073	A1										
												A2		A2										
31												A1	11+921	A1										
												A2		A2										
32												A1	12+223	A1										
												A2		A2										
33												A1	12+663	A1										
												A2		A2										
34												A1	13+065	A1										
												A2		A2										
35												A1	13+380	A1										
												A2		A2										
36												A1	13+740	A1										
												A2		A2										

9.5.2 Status of SVUP Culvert:

SN	LHS												SVUP Chainage	RHS										
	Protection Work	Parapet Wall	Top Slab	Top Haunch	Wall Final Lift	Wall 2nd Lift	Wall 1st Lift	Haunch	Raft	PCC/Granular Bed	Layout & Excavation	Abutment		Abutment	Layout & Excavation	PCC/Granular Bed	Raft	Haunch	Wall 1st Lift	Wall 2nd Lift	Wall Final Lift	Top Haunch	Top Slab	Parapet Wall	Protection Work
1			■	■	■	■	■	■	■	■	■	A1	03+728	A1	■	■	■	■	■	■	■	■	■		
			■	■	■	■	■	■	■	■	■	A2		A2	■	■	■	■	■	■	■	■	■		

9.5.3 Status of Minor Bridge: -

Sr.No	LHS												MNB Chainage	RHS										
	Miscellaneous Item	Protection Work	Parapet Wall	Top Slab	Top Haunch	Wall Final Lift	Wall 2nd Lift	Wall 1st Lift	Haunch	Raft	PCC/Granular Bed	Layout & Excavation	Abutment		Abutment	Layout & Excavation	PCC/Granular Bed	Raft	Haunch	Wall 1st Lift	Wall 2nd Lift	Wall Final Lift	Top Haunch	Top Slab	Parapet Wall	Protection Work	Miscellaneous Item
1													A1	00+742	A1											
													A2		A2											
2										■	■	■	A1	01+768	A1	■	■	■								
										■	■	■	A2		A2	■	■	■								
3				■	■	■	■	■	■	■	■	■	A1	06+213	A1	■	■	■	■	■	■	■	■	■		
				■	■	■	■	■	■	■	■	■	A2		A2	■	■	■	■	■	■	■	■	■		
4										■	■	■	A1	07+306	A1	■	■	■								
										■	■	■	A2		A2	■	■	■								
5										■	■	■	A1	09+003	A1	■	■	■								
										■	■	■	A2		A2	■	■	■								
6				■	■	■	■	■	■	■	■	■	A1	09+293	A1	■	■	■	■	■	■	■	■	■		
				■	■	■	■	■	■	■	■	■	A2		A2	■	■	■	■	■	■	■	■	■		
7						■	■	■	■	■	■	■	A1	11+363	A1	■	■	■	■	■	■	■				
						■	■	■	■	■	■	■	A2		A2	■	■	■	■	■	■	■				
8												■	A1	14+195	A1	■	■	■								
												■	A2		A2	■	■	■								

9.5.3 Status of Major Bridge: -

SN	LHS													RHS										
	Miscellaneous Item	Crash Barrier	Approach Slab	Desk Slab	RCC Girder	Dirt Wall	Abutment Cap	Abutment Shaft	Abutment Pile Cap	Abutment Pile	Layout & Excavation	Abutment		Abutment	Layout & Excavation	Abutment Pile	Abutment Pile Cap	Abutment Shaft	Abutment Cap	Dirt Wall	RCC Girder	Desk Slab	Approach Slab	Crash Barrier	Miscellaneous Item
1							■	■	■	■	■	A1	00+526	A1	■	■	■	■	■						
							■	■	■	■	■	P1		P1	■	■	■	■	■						
							■	■	■	■	■	P2		P2	■	■	■	■	■						
							■	■	■	■	■	A2		A2	■	■	■	■	■						
2							■	■	■	■	■	A1	02+880	A1	■	■	■	■	■						
							■	■	■	■	■	P1		P1	■	■	■	■	■						
							■	■	■	■	■	P2		P2	■	■	■	■	■						
							■	■	■	■	■	A2		A2	■	■	■	■	■						
3							■	■	■	■	■	A1	05+322	A1	■	■	■	■	■						
							■	■	■	■	■	P1		P1	■	■	■	■	■						
							■	■	■	■	■	P2		P2	■	■	■	■	■						
							■	■	■	■	■	A2		A2	■	■	■	■	■						

9.5.4 Status of ROB:-

SN	LHS												ROB Chainage	RHS											
	Miscellaneous Item	Crash Barrier	Approach Slab	Desk Slab	RCC Girder	Dirt Wall	Abutment Cap	Abutment Shaft	Abutment Pile Cap	Abutment Pile	Layout & Excavation	Abutment		Abutment	Layout & Excavation	Abutment Pile	Abutment Pile Cap	Abutment Shaft	Abutment Cap	Dirt Wall	RCC Girder	Desk Slab	Approach Slab	Crash Barrier	Miscellaneous Item
1					■			■	■	■	■	A1	04+624	A1	■	■	■	■			■				
					■			■	■	■	■	A2		A2	■	■	■	■			■				
2									■	■	■	P1	04+624	P1	■	■	■								
									■	■	■	P2		P2	■	■	■								
									■	■	■	P3		P3	■	■	■								

9.5.5 Status of Underpass:-

SN	LHS													Underpass Chainage	RHS											
	Protection Work	Parapet Wall	Top Slab	PSC Beam	Top Haunch	Wall Final Lift	Wall 2nd Lift	Wall 1st Lift	Haunch	Raft	PCC/Granular Bed	Layout & Excavation	Abutment		Abutment	Layout & Excavation	PCC/Granular Bed	Raft	Haunch	Wall 1st Lift	Wall 2nd Lift	Wall Final Lift	Top Haunch	PSC Beam	Top Slab	Parapet Wall	Protection Work
1			■		■	■	■	■	■	■	■		A1	1+142	A1	■	■	■	■	■	■	■	■		■		
			■		■	■	■	■	■	■	■		A2	LVUP	A2	■	■	■	■	■	■	■	■		■		
2			■		■	■	■	■	■	■	■		A1	3+886	A1	■	■	■	■	■	■	■	■		■		
			■		■	■	■	■	■	■	■		A2	LVUP	A2	■	■	■	■	■	■	■	■		■		
3			■		■	■	■	■	■	■	■		A1	4+212	A1	■	■	■	■	■	■	■	■		■		
			■		■	■	■	■	■	■	■		A2	LVUP	A2	■	■	■	■	■	■	■	■		■		
4			■		■	■	■	■	■	■	■		A1	5+414	A1	■	■	■	■	■	■	■	■		■		
			■		■	■	■	■	■	■	■		A2	LVUP	A2	■	■	■	■	■	■	■	■		■		
5						■	■	■	■	■	■		A1	7+213	A1	■	■	■	■	■	■	■					
						■	■	■	■	■	■		A2	LVUP	A2	■	■	■	■	■	■	■					
6			■		■	■	■	■	■	■	■		A1	9+332	A1	■	■	■	■	■	■	■	■		■		
			■		■	■	■	■	■	■	■		A2	LVUP	A2	■	■	■	■	■	■	■	■		■		
7			■		■	■	■	■	■	■	■		A1	10+098	A1	■	■	■	■	■	■	■	■		■		
			■		■	■	■	■	■	■	■		A2	LVUP	A2	■	■	■	■	■	■	■	■		■		
8				■	■	■	■	■	■	■	■		A1	10+834	A1	■	■	■	■	■	■	■	■	■			
				■	■	■	■	■	■	■	■		A2	LVUP	A2	■	■	■	■	■	■	■	■	■			
9			■		■	■	■	■	■	■	■		A1	12+310	A1	■	■	■	■	■	■	■	■		■		
			■		■	■	■	■	■	■	■		A2	LVUP	A2	■	■	■	■	■	■	■	■		■		
10			■		■	■	■	■	■	■	■		A1	03+728	A1	■	■	■	■	■	■	■	■		■		
			■		■	■	■	■	■	■	■		A2	SVUP	A2	■	■	■	■	■	■	■	■		■		
11				■	■	■	■	■	■	■	■		A1	2+999	A1	■	■	■	■	■	■	■	■	■			
				■	■	■	■	■	■	■	■		A2	VUP	A2	■	■	■	■	■	■	■	■	■			
12													A1	5+622	A1												
													A2	VUP	A2												

SN	LHS												VUP Chainage	RHS											
	Miscellaneous Item	Crash Barrier	Approach Slab	Desk Slab	RCC Girder	Dirt Wall	Abutment Cap	Abutment Shaft	Abutment Pile Cap	Abutment Pile	Layout & Excavation	Abutment		Abutment	Layout & Excavation	Abutment Pile	Abutment Pile Cap	Abutment Shaft	Abutment Cap	Dirt Wall	RCC Girder	Desk Slab	Approach Slab	Crash Barrier	Miscellaneous Item
1					■							A1	02+999	A1							■				
					■							A2		A2							■				
2												A1	05+622	A1											
												A2		A2											

CHAPTER-10

QUALITY CONTROL AND MATERIAL

10.1 Quality Control

The execution of works is mainly governed by the specified Technical Specifications for the project. The quality control of the works is required to be monitored on daily basis both at site and in the laboratory. Standard formats have been devised to control the required quality of the works. The Concessionaire Engineers are monitoring the required quality control works and maintaining the records accordingly for each item of works being executed.

10.2 Site Laboratory

The Site Laboratory is established at Base Camp located at CH: -5+600. All the required material tests are being conducted in the laboratory for the project road.

10.3 Materials Testing & Third Party Test

The testing to be carried out in the site laboratory includes tests of soil, aggregates, cement, steel, sand, embankment fill, sub grade, granular subbase and cement concrete. The details of test conducted up to 31st August, 2026 are enclosed.

10.3.1 Soil and Agreegates

The test reports for borrow area earth for available borrow area are approved & test reports for Aggregates are also approved for the available Quarry. Test reports for new borrow area earth are submitted to IE for approval.

10.3.2 Cement

The Concessionaire is using approved sources of Cement as Black Tiger (OPC 53 Grade), Dalmia Cement (OPC 53 Grade), Star Cement (OPC 53 Grade), Amrit Cement (OPC 53 Grade) & Max Cement (OPC 53 Grade) for the project work.

10.3.3 Reinforcement Steel

The Concessionaire is using approved sources of TMT from M/s Rashmi Metaliks Limited, M/s Shyam Steel Industries limited, M/s SRMB Srijan Private Limited, M/s Shyam Metalics and Energy Limited.

10.3.4 Status of Materials Source approval

Cement				
Sr. No.	**Brand Name**	**Letter No.**	**Status**	**IE Letter No.**
1.	Black Tiger Cement	MKCIL/ASSAM/PKG-07/106 dt. 24.03.2025		
2.	Dalmia Cement	MKCIL/ASSAM/PKG-07/107 dt. 24.03.2025	Approved	TASPL-MAV/NH-37/MKCIL/2025/MAY/34
3.	Max Cement	MKCIL/ASSAM/PKG-07/108 dt. 24.03.2025		
4.	Star Cement	MKCIL/ASSAM/PKG-07/109 dt. 24.03.2025		
5.	Amrit Cement	MKCIL/ASSAM/PKG-07/110 dt. 24.03.2025	Approved	TASPL-MAV/NH-37/MKCIL/2026/JAN/141

Reinforcement Steel				
Sr. No.	**Brand Name**	**Letter No.**	**Status**	**IE Letter No.**
1.	Rashmi Metaliks Limited	MKCIL/ASSAM/PKG-07/483 dt. 25.11.2025	Approved	TASPL-MAV/NH-37/MKCIL/2026/JAN/139
2.	Shyam Steel industries Ltd.	MKCIL/ASSAM/PKG-07/112 dt. 24.03.2025	In-Principle Approved	TASPL-MAV/NH-37/MKCIL/2025/MAY/26
3.	SRMB Srijan Pvt. Ltd.	MKCIL/ASSAM/PKG-07/113 dt. 24.03.2025	In-Principle Approved	TASPL-MAV/NH-37/MKCIL/2025/MAY/32
4.	Shyam Metalics & Energy Ltd.	MKCIL/ASSAM/PKG-07/132 dt. 04.04.2025	Approved	TASPL-MAV/NH-37/MKCIL/2025/MAY/16
5.	Elegant steel	MKCIL/ASSAM/PKG-07/167 dt. 19.04.2025	Approved	TASPL-MAV/NH-37/MKICL/2025/AUG/59
6.	M/s AMIT METALINKS LTD	MKCIL/ASSAM/PKG-07/609 dt. 18.02.2026	Submitted	
7.	M/s OCL Iron & Steel Ltd.	MKCIL/ASSAM/PKG-07/550 dt. 02.01.2026	Approved	TASPL-MAV/NH-37/MKCIL/2026/March/181
8.	M/s MAAN Steel	MKCIL/ASSAM/PKG-07/725 dt. 30.05.2026	Submitted	

Admixture				
Sr. No.	**Brand Name**	**Letter No.**	**Status**	**IE Letter No.**
1.	Berger Paints Pvt. Ltd.	MKCIL/ASSAM/PKG-07/101 dt. 24.03.2025	Approved	TASPL-MAV/NH-37/MKCIL/2026/JAN/146
2.	CHRYSO India Pvt. Ltd	MKCIL/ASSAM/PKG-07/102 dt. 24.03.2025	Approved	TASPL-MAV/NH-37/MKCIL/2026/JAN/147
3.	CICO Technologies Ltd.	MKCIL/ASSAM/PKG-07/103 dt. 24.03.2025	Approved	TASPL-MAV/NH-37/MKICL/2025/SEPT/71
4.	FOSROC Chemicals (India) Ltd.	MKCIL/ASSAM/PKG-07/104 dt. 24.03.2025	Approved	TASPL-MAV/NH-37/MKICL/2025/SEPT/70
5.	Vista Chemtech Pvt. Ltd.	MKCIL/ASSAM/PKG-07/105 dt. 24.03.2025		
6.	Shyam Metalics & Energy Limited	MKCIL/ASSAM/PKG-07/132 Dt. 04.04.2025	Approved	TASPL-MAV/NH-37/MKCIL/2025/MAY/08
7.	STP Pvt Limited	MKCIL/ASSAM/PKG-07/491	Approved	TASPL-MAV/NH-37/MKCIL/2026/SEPT/235

8.	TP	MKCIL/ASSAM/PKG-07/492	Approved	TASPL-MAV/NH-37/MKCIL/2026/JAN/151
9.	HEXATRON Industries Limited	MKCIL/ASSAM/PKG-07/503	Approved	TASPL-MAV/NH-37/MKCIL/2026/JAN/145
10.	CAC Pvt Limited	MKCIL/ASSAM/PKG-07/489	Approved	TASPL-MAV/NH-37/MKCIL/2026/JAN/152
11.	M/s FOSROC Chemicals (India) Ltd.	MKCIL/ASSAM/PKG-07/626 dt. 05.03.2026	Submitted	
12.	M/s OCL Bitumen (VG-40 & VG-30)	MKCIL/ASSAM/PKG-07/649 dt. 26.03.2026	Submitted	
13.	M/s SIKA INDIA PVT LTD.	MKCIL/ASSAM/PKG-07/737 dt. 09.06.2026	Submitted	

Other

Sr. No.	Brand Name	Letter No.	Status	IE Letter No.
1.	Titan Technovators.	MKCIL/ASSAM/PKG-07/264 dt. 04.07.2025	Approved	TASPL-MAV/NH-37/MKCIL/2025/MAY/39
2.	Abhuva innovation	MKCIL/ASSAM/PKG-07/265 dt. 04.07.2025	Approved	TASPL-MAV/NH-37/MKCIL/2025/MAY/40
3.	Elegant steel	MKCIL/ASSAM/PKG-07/167 Dt 19.04.2025	Approved	TASPL-MAV/NH-37/MKCIL/2025/MAY/28
4.	Geogrid	MKCIL/ASSAM/PKG-07/577 Dt 19.04.2025	Submitted	
5.	Expansion Joint (M/s JK Prestressing Co.)	MKCIL/ASSAM/PKG-07/578 Dt 19.04.2025	Submitted	
6.	Ms DP Wire,Usha Martin & TATA Steel	MKCIL/ASSAM/PKG-07/620 Dt 18.02.2026	Submitted	
7.	Ms HINCOL, HPCL, BITUMIX INDIA LLP & JALNIDHI BITUMEN	MKCIL/ASSAM/PKG-07/619 Dt 26.02.2026	Approved	TASPL-MAV/NH-37/MKCIL/2026/SEPT/237
8.	M/s Techfab India Industries Limited,GeoSys India & Maccaferri	MKCIL/ASSAM/PKG-07/606 Dt 18.02.2026	Submitted	
9.	OM SAI CONSULTANTS KNP PVT LTD	MKCIL/ASSAM/PKG-07/587 Dt 06.02.2026	Submitted	
10.	Shree Balaji Test House Pvt.Ltd	MKCIL/ASSAM/PKG-07/584 Dt 05.02.2026	Approved	TASPL-MAV/NH-37/MKCIL/2026/SEPT/236
11.	LRPC Cable HT Strands	MKCIL/ASSAM/PKG-07/620 dt. 26.02.2026	Approved	TASPL-MAV/NH-37/MKCIL/2026/March/175
12.	M/s TATA Steel-HT Strand Wire	MKCIL/ASSAM/PKG-07/620 dt. 26.02.2026	Approved	TASPL-MAV/NH-37/MKCIL/2026/March/178
13.	Grout Mix Design	MKCIL/ASSAM/PKG-07/658 dt. 28.03.2026	Submitted	
14.	M/s Fibretron Composites Pvt Ltd	MKCIL/ASSAM/PKG-07/681 dt. 20.04.2026	Submitted	

10.3.5 Monthly Laboratory Report

Sr.No.	Name of test	Reference as per IS/ MoRT&H	Frequency of Tests	Total Tests Conducted upto Previous Month			No. of Tests Conducted during this Month			No. of Tests Conducted upto this Month			No. of Tests Cecked by IE			% Checked by IE	Remarks
				Tested	Passed	Failed	Tested	Passed	Failed	Tested	Passed	Failed	Tested	Passed	Failed		
LAB & FIELD TEST'S																	
(I). OGL Samples		***IRC :36-2010***															
1.1	Free Swelling Index (FSI)	IS : 2720 (P-40)	1 Test / Every 500 m Interval's	33	33	0	0	0	0	33	33	0	0	0	0	0.00	
1.2	Grain size analysis	IS : 2720 (P-4)	1 Test / Every 500 m Interval's	33	33	0	0	0	0	33	33	0	0	0	0	0.00	
1.3	Liquid limits (LL)	IS : 2720 (P-5)	1 Test / Every 500 m Interval's	33	33	0	0	0	0	33	33	0	0	0	0	0.00	
1.4	Plasticity Index (PI)	IS : 2720 (P-5)	1 Test / Every 500 m Interval's	33	33	0	0	0	0	33	33	0	0	0	0	0.00	
1.5	Proctor test (MDD & OMC)	IS : 2720 (P-8)	1 Test / Every 500 m Interval's	33	33	0	0	0	0	33	33	0	0	0	0	0.00	
1.6	California Bearing Ratio Test (CBR)	IS : 2720 (P-16)	As Required	33	33	0	0	0	0	33	33	0	0	0	0	0.00	
1.7	Field Compaction Test (OGL)	IS : 2720 (P-28)	1 Set / 3000 Sqm. (1Set = 10 Pit's)	333	320	13	0	0	0	333	320	13	0	0	0	0.00	
(II). Borrow area Samples (EMB/SG)		***MoRT&H (Clause-305)***															
2.1	Free Swelling Index (FSI)	IS : 2720 (P-40)	2 Test's / 3000 Cum.	362	362	0	0	0	0	362	362	0	0	0	0	#DIV/0!	
2.2	Grain size analysis (GSA)	IS : 2720 (P-4)	2 Test's / 3000 Cum.	362	362	0	0	0	0	362	362	0	0	0	0	#DIV/0!	
2.3	Liquid limits (LL)	IS : 2720 (P-5)	2 Test's / 3000 Cum.	362	362	0	0	0	0	362	362	0	0	0	0	#DIV/0!	
2.4	Plasticity Index (PI)	IS : 2720 (P-5)	2 Test's / 3000 Cum.	362	362	0	0	0	0	362	362	0	0	0	0	#DIV/0!	
2.5	Proctor test (MDD & OMC)	IS : 2720 (P-8)	2 Test's / 3000 Cum.	362	362	0	0	0	0	362	362	0	0	0	0	#DIV/0!	
2.6	California Bearing Ratio Test (CBR)	IS : 2720 (P-16)	1 Test's / 3000 Cum.	181	181	0	0	0	0	181	181	0	0	0	0	#DIV/0!	
2.7	Field Compaction Test (Emb)	IS : 2720 (P-28)	1 Set / 3000 Sqm. (1Set = 10 Pit's)	2356	2324	33	0	0	0	2356	2324	33	0	0	0	#DIV/0!	
2.8	Field Compaction Test (Subgrade)	IS : 2720 (P-28)	1 Set / 2000 Sqm. (1Set = 10 Pit's)	391	387	4	0	0	0	391	387	4	0	0	0	#DIV/0!	
(III). Coarse Agg. for Concrete Work's		***MoRT&H Table -900-6***															
4.1	Gradation of Coarse Aggregate	IS : 2386 (P-1)	1 Test / Every day's work	405	385	20	30	30	0	435	415	20	5	5	0	16.67	
4.2	Flakiness Index (FI)	IS : 2386 (P-1)	1 Test for source / Weekly	66	62	4	4	4	0	70	66	4	1	1	0	25.00	
4.3	Aggregate Impact Value (A.I.V)	IS : 2386 (P-4)	1 Test for source / Weekly	66	62	4	4	4	0	70	66	4	1	1	0	25.00	
4.4	Specific Gravity	IS : 2386 (P-3)	1 Test / Source	6	6	0	0	0	0	6	6	0	0	0	0	0.00	
4.5	Water Absorption	IS : 2386 (P-3)	1 Test / Source	6	6	0	0	0	0	6	6	0	0	0	0	0.00	
4.6	Deleterious Constituents	IS : 2386 (P-2)	1 Test / As Rejured	0	0	0	0	0	0	0	0	0	0	0	0	0.00	
4.7	Moisture correction	IS : 2386 (P-3)	1 Test / Day	464	464	0	30	30	0	494	494	0	4	4	0	13.33	
4.8	Soundness	IS : 2386 (P-5)	1 Test / Source	0	0	0	0	0	0	0	0	0	0	0	0	0.00	
4.9	Alkali Aggregate Reactivity	IS : 2386 (P-7)	1 Test / Source	0	0	0	0	0	0	0	0	0	0	0	0	0.00	
(IV). Fine Agg. for Concrete		***MoRT&H Table -900-6***															
5.1	Gradation	IS : 383	1 Test / Every day's work	387	385	2	30	30	0	417	415	2	3	3	0.0	10.00	
5.2	Specific Gravity	IS : 2386 (P-3)	1 Test / Source	6	6	0	0	0	0	6	6	0	0	0	0.0	0.00	
5.3	Water Absorption	IS : 2720 (P-3)	1 Test / Source	6	6	0	0	0	0	6	6	0	0	0	0.0	0.00	
5.4	Silt Content	IS : 383	1 Test / Weekly	62	62	0	4	4	0	66	66	0	1	1	0.0	25.00	
5.5	Moisture correction	IS : 2386 (P-3)	1 Test / Every day's work	434	434	0	30	30	0	464	464	0	4	4	0.0	13.33	
(V). Concrete Cube's Compressive Strength Test		***IS: 516***															
∴ ***Grade of Concrete : M-10 PCC***																	
6.1	for 7 days	IS : 516	As per Frequency MoRT&H Table 1700-09	203	203	0	10	10	0	213	213	0	0	0	0	0.00	
6.2	for 28 days	IS : 516	As per Frequency MoRT&H Table 1700-09	402	402	0	13	13	0	415	415	0	0	0	0	0.00	
∴ ***Grade of Concrete : M-15 PCC***																	
6.3	for 7 days	IS : 516	As per Frequency MoRT&H Table 1700-09	72	72	0	4	4	0	76	76	0	0	0	0	0.00	
6.4	for 28 days	IS : 516	As per Frequency MoRT&H Table 1700-09	101	101	0	2	2	0	103	103	0	0	0	0	0.00	
∴ ***Grade of Concrete : M-20 PCC***																	
6.5	for 7 days	IS : 516	As per Frequency MoRT&H Table 1700-09	0	0	0	0	0	0	0	0	0	0	0	0	0.00	
6.6	for 28 days	IS : 516	As per Frequency MoRT&H Table 1700-09	0	0	0	0	0	0	0	0	0	0	0	0	0.00	
∴ ***Grade of Concrete : M-20 RCC***																	
6.7	for 7 days	IS : 516	As per Frequency MoRT&H Table 1700-09	17	17	0	0	0	0	17	17	0	0	0	0	#DIV/0!	
6.8	for 28 days	IS : 516	As per Frequency MoRT&H Table 1700-09	3	3	0	0	0	0	3	3	0	0	0	0	#DIV/0!	
∴ ***Grade of Concrete : M-20 for KERB***																	
6.9	for 7 days	IS : 516	As per Frequency MoRT&H Table 1700-09	0	0	0	0	0	0	0	0	0	0	0	0	0.00	
6.1	for 28 days	IS : 516	As per Frequency MoRT&H Table 1700-09	0	0	0	0	0	0	0	0	0	0	0	0	0.00	
∴ ***Grade of Concrete : M-25 RCC***																	
6.11	for 7 days	IS : 516	As per Frequency MoRT&H Table 1700-09	607	607	0	60	60	0	667	667	0	5	5	0	8.33	
6.12	for 28 days	IS : 516	As per Frequency MoRT&H Table 1700-09	1137	1137	0	42	42	0	1179	1179	0	5	5	0	11.90	
∴ ***Grade of Concrete : M-30 RCC***																	
6.13	for 7 days	IS : 516	As per Frequency MoRT&H Table 1700-09	242	242	0	31	31	0	273	273	0	3	3	0	9.68	
6.14	for 28 days	IS : 516	As per Frequency MoRT&H Table 1700-09	509	509	0	24	24	0	533	533	0	4	4	0	16.67	
∴ ***Grade of Concrete : M-35 RCC***																	
6.15	for 7 days	IS : 516	As per Frequency MoRT&H Table 1700-09	120	120	0	6	6	0	126	126	0	1	1	0	16.67	
6.16	for 28 days	IS : 516	As per Frequency MoRT&H Table 1700-09	405	405	0	19	19	0	424	424	0	4	4	0	21.05	
∴ ***Grade of Concrete : M-35 Pile***																	
6.17	for 7 days	IS : 516	As per Frequency MoRT&H Table 1700-09	62	62	0	0	0	0	62	62	0	0	0	0	#DIV/0!	
6.18	for 28 days	IS : 516	As per Frequency MoRT&H Table 1700-09	140	140	0	0	0	0	140	140	0	0	0	0	#DIV/0!	
∴ ***Grade of Concrete : M-35 RE BLOCK***																	
6.19	for 7 days	IS : 516	As per Frequency MoRT&H Table 1700-09	95	95	0	9	9	0	104	104	0	0	0	0	0.00	
6.20	for 28 days	IS : 516	As per Frequency MoRT&H Table 1700-09	256	256	0	13	13	0	269	269	0	1	1	0	7.69	
∴ ***Grade of Concrete : M-40 RCC***																	
6.21	for 7 days	IS : 516	As per Frequency MoRT&H Table 1700-09	85	85	0	21	21	0	106	106	0	4	4	0	19.05	
6.22	for 28 days	IS : 516	As per Frequency MoRT&H Table 1700-09	245	245	0	27	27	0	272	272	0	6	6	0	22.22	

∴	***Grade of Concrete : M-40 PILE***																	
6.21	for 7 days	IS : 516	As per Frequency MoRT&H Table 1700-09	130	130	0	0	0	0	130	130	0	0	0	0	#DIV/0!		
6.22	for 28 days	IS : 516	As per Frequency MoRT&H Table 1700-09	451	451	0	0	0	0	451	451	0	0	0	0	#DIV/0!		
∴	***Grade of Concrete : M-45 RCC***																	
6.23	for 7 days	IS : 516	As per Frequency MoRT&H Table 1700-09	3	3	0	0	0	0	3	3	0	0	0	0	#DIV/0!		
6.24	for 28 days	IS : 516	As per Frequency MoRT&H Table 1700-09	4	4	0	0	0	0	4	4	0	0	0	0	#DIV/0!		
Grade of Concrete : M-45 PSC																		
6.25	for 7 days	IS : 516	As per Frequency MoRT&H Table 1700-09	3	3	0	6	6	0	9	9	0	2	2	0	33.33		
6.26	for 28 days	IS : 516	As per Frequency MoRT&H Table 1700-09	4	4	0	8	8	0	12	12	0	3	3	0	37.50		
∴	***Grade of Concrete : M-55 GIRDER/PSC***																	
6.27	for 7 days	IS : 516	As per Frequency MoRT&H	28	28	0	1	1	0	29	29	0	1	1	0	100.00		
6.28	for 28 days	IS : 516	As per Frequency MoRT&H	98	98	0	0	0	0	98	98	0	0	0	0	#DIV/0!		
(VI). Cement tests																		
7.1	Fineness of Cement	IS : 4031 (P-1)	1 Test Every Batch of Cement	**42**	**42**	**0**	**6**	**6**	**0**	**48**	**48**	**0**	**2**	**2**	**0**	**33.33**		
7.2	Normal Consistency	IS : 4031 (P-4)	1 Test Every Batch of Cement	**42**	**42**	**0**	**6**	**6**	**0**	**48**	**48**	**0**	**1**	**1**	**0**	**16.67**		
7.3	Initial Setting Time	IS : 4031 (P-5)	1 Test Every Batch of Cement	**42**	**42**	**0**	**6**	**6**	**0**	**48**	**48**	**0**	**1**	**1**	**0**	**16.67**		
7.4	Final Setting time	IS : 4031 (P-5)	1 Test Every Batch of Cement	**42**	**42**	**0**	**6**	**6**	**0**	**48**	**48**	**0**	**1**	**1**	**0**	**16.67**		
7.5	Compressive Strength (03 Days)	IS : 516	1 Test Every Batch of Cement	**54**	**54**	**0**	**5**	**5**	**0**	**59**	**59**	**0**	**0**	**0**	**0**	**0.00**		
7.6	Compressive Strength (07 Days)	IS : 516	1 Test Every Batch of Cement	**56**	**56**	**0**	**5**	**5**	**0**	**61**	**61**	**0**	**1**	**1**	**0**	**20.00**		
7.7	Compressive Strength (28 Days)	IS : 516	1 Test Every Batch of Cement	**52**	**52**	**0**	**3**	**3**	**0**	**55**	**55**	**0**	**1**	**1**	**0**	**33.33**		
7.8	Soundness	IS : 4031 (P-3)	1 Test Every Batch of Cement	**2**	**2**	**0**	**0**	**0**	**0**	**2**	**2**	**0**	**0**	**0**	**0**	**0.0**		
7.9	Specific Gravity	IS : 4031 (P-11)	1 Test Every Batch of Cement	**1**	**1**	**0**	**0**	**0**	**0**	**1**	**1**	**0**	**0**	**0**	**0**	**0.0**		
(VII). Granular Sub-Base (GSB)		***MoRT&H Clause - 401***																
8.1	Gradation	Table 400-2	1 Test /400 Cum.	37	37	0	0	0	0	37	37	0	0	0	0	#DIV/0!		
8.2	Liquid limits (LL)	IS : 2720 (P-5)	1 Test /400 Cum.	37	37	0	0	0	0	37	37	0	0	0	0	#DIV/0!		
8.3	Plasticity Index (PI)	IS : 2720 (P-5)	1 Test /400 Cum.	2	2	0	0	0	0	2	2	0	0	0	0	#DIV/0!		
8.4	Moisture Prior to Compaction Test	IS : 2720 (P-2)	1 Test /400 Cum.	1	1	0	0	0	0	1	1	0	0	0	0	#DIV/0!		
8.5	Proctor test (MDD & OMC)	IS : 2720 (P-8)	1 Test Per Source / As Required	1	1	0	0	0	0	1	1	0	0	0	0	#DIV/0!		
8.6	California Bearing Ratio Test (CBR)	IS : 2720 (P-16)	1 Test Per Source / As Required	1	1	0	0	0	0	1	1	0	0	0	0	#DIV/0!		
8.7	Water Absorption	IS : 2720 (P-3)	1 Test Per Source / As Required	1	1	0	0	0	0	1	1	0	0	0	0	#DIV/0!		
8.8	Aggregate Impact Value (AIV)	IS : 2386 (P-4)	As Required	1	1	0	0	0	0	1	1	0	0	0	0	#DIV/0!		
8.9	Field Compaction Test (GSB)	IS : 2720 (P-28)	1 Set / 1000 Sqm. (1Set = 3 Pit's)	68	68	0	0	0	0	68	68	0	0	0	0	#DIV/0!		
(VIII). Cement Treated Sub Base (CTSB)		***MoRT&H Clause - 403 & IRC-37: 2018***																
9.1	Gradation	MoRT&H Table 400-4	1 Test 400 Cum.	0	0	0	0	0	0	0	0	0	0	0	0	0.00		
9.2	Liquid limits (LL)	IS : 2720 (P-5)	1 Test 400 Cum.	0	0	0	0	0	0	0	0	0	0	0	0	0.00		
9.3	Plasticity Index (PI)	IS : 2720 (P-5)	1 Test 400 Cum.	0	0	0	0	0	0	0	0	0	0	0	0	0.00		
9.4	Proctor test (MDD & OMC)	IS : 2720 (P-8)	As Required	0	0	0	0	0	0	0	0	0	0	0	0	0.00		
9.5	Unconfined Compressive Strength (UCS)	IS: 516	3 Specimens each 400 ton/ Minimum 2 tests per day	0	0	0	0	0	0	0	0	0	0	0	0	0.00		
9.6	Cement Content	IS: 516	3 Specimens each 400 ton/ Minimum 2 tests per day	0	0	0	0	0	0	0	0	0	0	0	0	0.00		
9.7	Flexural Strength	IS: 516	3 Specimens each 400 ton/ Minimum 2 tests per day	0	0	0	0	0	0	0	0	0	0	0	0	0.00		
9.8	Soundness Test	BIS: 4332 (P-4)	As Required	0	0	0	0	0	0	0	0	0	0	0	0	0.00		
9.9	Field Compaction Test (CTSB)	IS : 2720 (P-28)	2 Test's 500 Sqm.	0	0	0	0	0	0	0	0	0	0	0	0	0.00		
(IX). Cement Treated Base (CTB)		***MoRT&H Clause - 403 & IRC-37: 2018***																
10.1	Gradation	MoRT&H Table 400-4	1 Test 400 Cum.	0	0	0	0	0	0	0	0	0	0	0	0	0.00		
10.2	Proctor test (MDD & OMC)	IS : 2720 (P-8)	As Required	0	0	0	0	0	0	0	0	0	0	0	0	0.00		
10.3	Unconfined Compressive Strength (UCS)	IS: 516	3 Specimens each 400 ton/ Minimum 2 tests per day	0	0	0	0	0	0	0	0	0	0	0	0	0.00		
10.4	Cement Content	IS: 516	3 Specimens each 400 ton/ Minimum 2 Tests per day	0	0	0	0	0	0	0	0	0	0	0	0	0.00		
10.5	Flexural Strength	IS: 516	3 Specimens each 400 ton/ Minimum 2 Tests per day	0	0	0	0	0	0	0	0	0	0	0	0	0.00		
10.6	Soundness Test	BIS: 4332 (P-4)	As Required	0	0	0	0	0	0	0	0	0	0	0	0	0.00		
10.7	Field Compaction Test (CTSB)	IS : 2720 (P-28)	2 Test's 500 Sqm.	0	0	0	0	0	0	0	0	0	0	0	0	0.00		
(X). Wet Mix Macadam (WMM)		***MoRT&H-406***																
11.1	Gradation	Table 400-13	1 Test /200 Cum.	0	0	0	0	0	0	0	0	0	0	0	0	0.00		
11.2	Atterberg limits (LL & PI)	IS : 2720 (P-5)	1 Test /200 Cum.	0	0	0	0	0	0	0	0	0	0	0	0	0.00		
11.3	Proctor test (MDD Vs OMC)	IS : 2720 (P-8)	As Required	0	0	0	0	0	0	0	0	0	0	0	0	0.00		
11.4	Aggregate Impact Value (A.I.V)	IS : 2386 (P-4)	1 Test/ 1000 Cum	0	0	0	0	0	0	0	0	0	0	0	0	0.00		
11.5	Combined Flakiness & Elongation (FI & EI)	IS : 2386 (P-1)	1 Test /500 Cum	0	0	0	0	0	0	0	0	0	0	0	0	0.00		
11.6	Water Absorption	IS : 2386 (P-3)	As Required	0	0	0	0	0	0	0	0	0	0	0	0	0.00		
11.7	Soundeness	IS : 2386 (P-3)	As Required	0	0	0	0	0	0	0	0	0	0	0	0	0.00		
11.8	Field Compaction Test (WMM)	IS : 2720 (P-28)	1 Set / 1000 Sqm. (1Set = 3 Pit's)	0	0	0	0	0	0	0	0	0	0	0	0	0.00		
(XI). Aggregate Inter Layer (AIL)		***MoRT&H-406***																
12.1	Gradation	Table 400-13	1 Test /200 Cum.	0	0	0	0	0	0	0	0	0	0	0	0	0.00		
12.2	Atterberg limits (LL & PI)	IS : 2720 (P-5)	1 Test /200 Cum.	0	0	0	0	0	0	0	0	0	0	0	0	0.00		
12.3	Proctor test (MDD & OMC)	IS : 2720 (P-8)	As Required	0	0	0	0	0	0	0	0	0	0	0	0	0.00		
12.4	Aggregate Impact Value (A.I.V)	IS : 2386 (P-4)	1 Test/ 1000 Cum	0	0	0	0	6	0	0	6	0	0	0	0	0.00		
12.5	Combined Flakiness & Elongation (FI & EI)	IS : 2386 (P-1)	1 Test /500 Cum	0	0	0	0	0	0	0	0	0	0	0	0	0.00		
12.6	Water Absorption	IS : 2386 (P-3)	As Required	0	0	0	0	0	0	0	0	0	0	0	0	0.00		
12.7	Soundeness	IS : 2386 (P-3)	As Required	0	0	0	0	0	0	0	0	0	0	0	0	0.00		
12.8	Field Compaction Test (AIL)	IS : 2720 (P-28)	1 Set / 1000 Sqm. (1Set = 3 Pit's)	0	0	0	0	0	0	0	0	0	0	0	0	0.00		
(XII). Dense Bituminous Macadam (DBM)		***MoRT&H-500***																
13.1	Binder Content & Gradation	As per MoRT&H	1 Test / 400 Tonnes	0	0	0	0	0	0	0	0	0	0	0	0	0.00		
13.2	Mix Combined Gradation	As per MoRT&H	1 Test / 400 Tonnes	0	0	0	0	0	0	0	0	0	0	0	0	0.00		
13.3	Marshall Test (In Sets)	ASTM-D :1559	1 Set/ 400 Tonnes	0	0	0	0	0	0	0	0	0	0	0	0	0.00		
13.4	Aggregate Impact Value (A.I.V)	IS : 2386 (P-4)	1 Test / 350 Cum	0	0	0	0	0	0	0	0	0	0	0	0	0.00		
13.5	Combined Flakiness & Elongation (FI & EI)	IS : 2386 (P-1)	1 Test / 350 Cum	0	0	0	0	0	0	0	0	0	0	0	0	0.00		
13.6	Water Absorption & Specific Gravity	IS : 2386 (P-3)	1 Test/ Source & As Required	0	0	0	0	0	0	0	0	0	0	0	0	0.00		
13.7	Stripping Value	IS : 6241	1 Test/ Source & As Required	0	0	0	0	0	0	0	0	0	0	0	0	0.00		
13.8	Maximum Sp.Gravity(Gmm)	ASTM D 2041	1 Set/ 400 MTMix	0	0	0	0	0	0	0	0	0	0	0	0	0.00		
13.9	Density of compacted layer	MoRT&H Sec.900	1 Test / 700 Sq.m	0	0	0	0	0	0	0	0	0	0	0	0	0.00		
13.10	Soundeness	IS : 2386 (P-3)	1 Test/ Source & As Required	0	0	0	0	0	0	0	0	0	0	0	0	0.00		
13.11	Sand equivalent test	IS : 2720 (P-37)	1 Test/ Source & As Required	0	0	0	0	0	0	0	0	0	0	0	0	0.00		
13.12	plasticity Index	MoRT&H Sec.900	1 Test/ Source & As Required	0	0	0	0	0	0	0	0	0	0	0	0	0.00		
13.13	percentage of Fractured face	MoRT&H Sec.900	1 Test/ Source & As Required	0	0	0	0	0	0	0	0	0	0	0	0	0.00		
13.14	Polished Stone Value	BS: 812 (P-114)	1 Test/ Source & As Required	0	0	0	0	0	0	0	0	0	0	0	0	0.00		

(XIII). Bituminous Concrete (BC)		***MoRTH-500***																
14.1	Binder Content & Gradation	As per MoRT&H	1 Test / 400 Tonnes	0	0	0	0	0	0	0	0	0	0	0	0	0	0.00	
14.2	Mix Combined Gradation	As per MoRT&H	1 Test / 400 Tonnes	0	0	0	0	0	0	0	0	0	0	0	0	0	0.00	
14.3	Marshall Test (In Sets)	ASTM-D :1559	1 Tet/ 400 Tonnes	0	0	0	0	0	0	0	0	0	0	0	0	0	0.00	
14.4	Aggregate Impact Value (A.I.V)	IS : 2386 (P-4)	1 Test / 350 Cum	0	0	0	0	0	0	0	0	0	0	0	0	0	0.00	
14.5	Combined Flakiness & Elongation (FI & EI)	IS : 2386 (P-1)	1 Test / 350 Cum	0	0	0	0	0	0	0	0	0	0	0	0	0	0.00	
14.6	Water Absorption & Specific Gravity	IS : 2386 (P-3)	1 Test/ Source & As Required	0	0	0	0	0	0	0	0	0	0	0	0	0	0.00	
14.7	Stripping Value	IS : 6241	1 Test/ Source & As Required	0	0	0	0	0	0	0	0	0	0	0	0	0	0.00	
14.8	Maximum Sp.Gravity(Gmm)	ASTM D 2041	1 set/ 400 MTMix	0	0	0	0	0	0	0	0	0	0	0	0	0	0.00	
14.9	Density of Compacted Layer	MoRT&H Sec.900	1 test / 700 Sq.m	0	0	0	0	0	0	0	0	0	0	0	0	0	0.00	
14.10	Soundeness	IS : 2386 (P-3)	1 Test/ Source & As Required	0	0	0	0	0	0	0	0	0	0	0	0	0	0.00	
14.11	Sand equivalent test	IS : 2720 (P-37)	1 Test/ Source & As Required	0	0	0	0	0	0	0	0	0	0	0	0	0	0.00	
14.12	plasticity Index	MoRT&H Sec.900	1 Test/ Source & As Required	0	0	0	0	0	0	0	0	0	0	0	0	0	0.00	
14.13	percentage of Fractured face	MoRT&H Sec.900	1 Test/ Source & As Required	0	0	0	0	0	0	0	0	0	0	0	0	0	0.00	
14.14	Polished Stone Value	BS: 812 (P-114)	1 Test/ Source & As Required	0	0	0	0	0	0	0	0	0	0	0	0	0	0.00	
(XIV). Bitumen (VG-40)																		
15.1	Softening Point(^{0}c)	IS : 1205	1 Test Per Lot	0	0	0	0	0	0	0	0	0	0	0	0	0	0.00	
15.2	Penetration at 25^{0}c 100gm 5 Sec	IS : 1203	1 Test Per Lot	0	0	0	0	0	0	0	0	0	0	0	0	0	0.00	
15.3	Ductility at 25^{0}c	IS : 1208	As Required	0	0	0	0	0	0	0	0	0	0	0	0	0	0.00	
15.4	Absolute Viscosity at 60°/135^{0}C (CST)	IS : 1206 (P-2)	1 Test Per Lot	0	0	0	0	0	0	0	0	0	0	0	0	0	0.00	
15.5	Kinematic Viscosity at 135^{0}C (CST)	IS : 1206 (P-3)	As Required	0	0	0	0	0	0	0	0	0	0	0	0	0	0	
15.6	Specific Gravity at 27^{0}C	IS : 2380 (P-4)	As Required	0	0	0	0	0	0	0	0	0	0	0	0	0	0.00	
15.7	Flash Pint	IS : 1209 (IS: 1448 P-69)	As Required	0	0	0	0	0	0	0	0	0	0	0	0	0	0	
15.8	Solubility Test	IS : 1216	As Required	0	0	0	0	0	0	0	0	0	0	0	0	0	0	
(XV). MODIFIED BITUMEN (PMB 76E-10)																		
16.1	Specific Gravity at 27^{0}C	IS : 2380 (P-4)	As Required	0	0	0	0	0	0	0	0	0	0	0	0	0	0.00	
16.2	Softening Point (^{0}C)	IS : 1205	1 Test Per Lot	0	0	0	0	0	0	0	0	0	0	0	0	0	0.00	
16.3	Seperation, Difference in Softening Point (0^0C)	IS : 15462: 2019	1 Test Per Lot	0	0	0	0	0	0	0	0	0	0	0	0	0	0.00	
16.4	Elastic Recovery at 15^{0}C	IS : 15462: 2019	1 Test Per Lot	0	0	0	0	0	0	0	0	0	0	0	0	0	0.00	
(XVI). Emulsion (SS-1)																		
17.1	Viscosity @ 25^{0}C	IS : 8887:2004	1 Test Per Lot	0	0	0	0	0	0	0	0	0	0	0	0	0	0	
17.2	Water Content	IS : 8887:2004	As Required	0	0	0	0	0	0	0	0	0	0	0	0	0	0	
17.3	Prime coat	IS : 8887:2004	3 test / Day	0	0	0	0	0	0	0	0	0	0	0	0	0	0.00	
(XVII). Emulsion (RS-1)																		
18.1	Viscosity @ 50^{0}C	IS : 8887:2004	1 Test Per Lot	0	0	0	0	0	0	0	0	0	0	0	0	0	0	
18.2	Water Content	IS : 8887:2004	As Required	0	0	0	0	0	0	0	0	0	0	0	0	0	0	
18.3	Tack Coat	IS : 8887:2004	3 test / Day	0	0	0	0	0	0	0	0	0	0	0	0	0	0.00	
(XVIII). Lean Concrete (DLC)		***MIX DESIGN***	***MoRT&H-600***															
13.1	Gradation	Table 600-1	1 test / day	17	17	0	4	4	0	21	21	0	1	1	0	25.00		
13.2	Field Compaction Test	IS : 2720 (P-28)	1 Set(3 pit) of tests / 2000 sqm.	18	18	0	12	12	0	30	30	0	3	3	0	25.00		
13.3	Proctor test (MDD & OMC)	IS : 2720 (P-8)	As required	2	2	0	0	0	0	2	2	0	0	0	0	#DIV/0!		
13.4	Aggregate Impact Value (A.I.V)	IS : 2386 (P-4)	As required	2	2	0	0	0	0	2	2	0	0	0	0	#DIV/0!		
13.5	Flakiness & Elongation (FI & EI)	IS : 2386 (P-1)	As required	2	2	0	0	0	0	2	2	0	0	0	0	#DIV/0!		
13.6	Water Absorption	IS : 2386 (P-3)	As required	1	1	0	0	0	0	1	1	0	0	0	0	#DIV/0!		
13.7	Moisture correction	IS : 2386 (P-3)	1 test / Day	17	17	0	4	4	0	21	21	0	2	2	0	50.00		
13.8	Compressive Strength (07 day's)	IS : 516	07 days/ Each Day 5 Cube's	15	15	0	4	4	0	19	19	0	1	1	0	25.00		
(XIX). Pavement Quality Concrete (PQC)		***MIX DESIGN***	***MoRT&H-600***															
14.1	Gradation	Table 600-1	1 Test / Day	32	32	0	17	17	0	49	49	0	2	2	0	11.76		
14.2	Aggregate Impact Value (A.I.V)	IS : 2386 (P-4)	As Required	2	2	0	0	0	0	2	2	0	0	0	0	#DIV/0!		
14.3	Flakiness 7 Elongation (FI & EI)	IS : 2386 (P-1)	As Required	1	1	0	0	0	0	1	1	0	0	0	0	#DIV/0!		
14.4	Water Absorption	IS : 2386 (P-3)	As Required	1	1	0	0	0	0	1	1	0	0	0	0	#DIV/0!		
14.5	Compressive Strength (07 day's)	IS : 516	Compressive Strength (07 day's)	20	20	0	17	17	0	37	37	0	7	7	0	41.18		
14.6	Compressive Strength (28 day's)	IS : 516		10	10	0	13	13	0	23	23	0	5	5	0	38.46		
14.7	Flexural Strength (07 day's)	IS : 516	As per Frequency 02 Beam's /150 Cum (Min. 6 Beam's)	20	20	0	17	17	0	37	37	0	7	7	0	41.18		
14.8	Flexural Strength (28 day's)	IS : 516		10	10	0	13	13	0	23	23	0	5	5	0	38.46		
THIRD PARTY TESTS (NABL ACCREDITED LABORATORY)																		
(XX). Coarse Aggregates																		
18.1	Gradation	IS : 2386 (P-1)	1 Test / Source	**2**	**2**	0	**0**	**0**	**0**	**2**	**2**	**0**	0	0	0	0.00		
18.2	FI & EI	IS : 2386 (P-1)	1 Test / Source	**2**	**2**	0	**0**	**0**	**0**	**2**	**2**	**0**	0	0	0	0.00		
18.3	Aggregate Impact Value	IS : 2386 (P-4)	1 Test / Source	**2**	**2**	0	**0**	**0**	**0**	**2**	**2**	**0**	0	0	0	0.00		
18.4	Specific Gravity	IS : 2386 (P-3)	1 Test / Source	**2**	**2**	0	**0**	**0**	**0**	**2**	**2**	**0**	0	0	0	0.00		
18.5	Water Absorption	IS : 2386 (P-3)	1 Test / Source	**2**	**2**	0	**0**	**0**	**0**	**2**	**2**	**0**	0	0	0	0.00		
18.6	Deleterious Content	IS : 2386 (P-1)	1 Test / Source	**2**	**2**	0	**0**	**0**	**0**	**2**	**2**	**0**	0	0	0	0.00		
18.7	L.A.V.	IS : 2386 (P-4)	1 Test / Source	**2**	**2**	0	**0**	**0**	**0**	**2**	**2**	**0**	0	0	0	0.00		
18.8	Alkali Aggregate Reactivity	IS : 2386 (P-7)	1 Test / Source	**2**	**2**	0	**0**	**0**	**0**	**2**	**2**	**0**	0	0	0	0.00		
18.9	Soundeness	IS : 2386(P-5)	1 Test / Source	**2**	**2**	0	**0**	**0**	**0**	**2**	**2**	**0**	0	0	0	0.00		
18.10	Petrographic Examination	IS : 2386 (P-8)	1 Test / Source	**2**	**2**	0	**0**	**0**	**0**	**2**	**2**	**0**	0	0	0	0.00		
18.11	Stone Polished Value	BS-812 (P-114)	1 Test / Source	**2**	**2**	0	**0**	**0**	**0**	**2**	**2**	**0**	0	0	0	0.00		

(XXI). Fine Aggregates																	
19.1	Gradation	IS : 383	1 Test / Source	**2**	**2**	0	**0**	**0**	**0**	**2**	**2**	**0**	0	0	0	0.00	
19.2	Specific Gravity	IS : 2386 (P-3)	1 Test / Source	**2**	**2**	0	**0**	**0**	**0**	**2**	**2**	**0**	0	0	0	0.00	
19.3	Water Absorption	IS : 2386 (P-3)	1 Test / Source	**2**	**2**	0	**0**	**0**	**0**	**2**	**2**	**0**	0	0	0	0.00	
19.4	Deleterious Content	IS : 2386 (P-1)	1 Test / Source	**2**	**2**	0	**0**	**0**	**0**	**2**	**2**	**0**	0	0	0	0.00	
19.5	Silt Content	IS : 2386 (P-4)	1 Test / Source	**2**	**2**	0	**0**	**0**	**0**	**2**	**2**	**0**	0	0	0	0.00	
19.6	Alkali Aggregate Reactivity	IS : 2386 (P-7)	1 Test / Source	**2**	**2**	0	**0**	**0**	**0**	**2**	**2**	**0**	0	0	0	0.00	
19.7	Soundeness	IS : 2386(P-5)	1 Test / Source	**2**	**2**	0	**0**	**0**	**0**	**2**	**2**	**0**	0	0	0	0.00	
19.8	Organic Impurities	IS : 2386 (P-8)	1 Test / Source	**2**	**2**	0	**0**	**0**	**0**	**2**	**2**	**0**	0	0	0	0.00	
19.9	Fineness Modulus	IS : 383	1 Test / Source	**2**	**2**	0	**0**	**0**	**0**	**2**	**2**	**0**	0	0	0	0.00	
(XXII). TMT Bar's (Steel)																	
20.1	Physical properties	IS : 1786	< 10mm - 1 sample/25 MT, 10-16mm-1sample/35 MT,	7	7	0	0	0	0	7	7	0	0	0	0	0.00	
20.2	Chemical properties	IS : 1786	> 16mm - 1 sample/45 MT	7	7	0	0	0	0	7	7	0	0	0	0	0.00	
20.3	Factory Visit	IS : 1786	Elegant Steel Jointly	1	1	0	0	0	0	1	1	0	0	0	0	#DIV/0!	
(XXIII). Construction Water																	
21.1	Suitability for construction	IS : 456	1 Test Per Source / As Required	**1**	**1**	**0**	**0**	**0**	**0**	**1**	**1**	**0**	0	0	0	0.00	
(XXIV). Chemical Admixture																	
22.1	Physical & Chemical properties	IS : 9103	1 Test/ Per Lot	2	2	0	0	0	0	2	2	0	0	0	0	0.00	
(XXV). Cement (OPC-53 Grade)																	
23.1	Physical & Chemical properties	IS : 8112	1 Test / Source	3	3	0	0	0	0	3	3	0	0	0	0	0.00	
(XXVI). Soil - Borrow Area																	
24.1	Mechanical	IS : 2720 (P-39)	1 Test / Source	0	0	0	0	0	0	0	0	0	0	0	0	0.00	
(XXVII). NP-4 Hume Pipe Test										0	0						
25.1	600 MM	IS : 458	1 test per Lot /of 50 Pipes	0	0	0	0	0	0	0	0	0	0	0	0	0.00	
(XXVIII). Bitumen (Emulsion)																	
26.1	Bitumen Emulsion SS-1	IS : 8887	1 Test/ Per Lot	0	0	0	0	0	0	0	0	0	0	0	0	0.00	
26.2	Bitumen Emulsion RS-1	IS : 8887	1 Test/ Per Lot	0	0	0	0	0	0	0	0	0	0	0	0	0.00	
(XXIX). Bitumen (VG-40)																	
27.1	Bitumen VG-40	IS : 73	1 Test/ Per Lot	0	0	0	0	0	0	0	0	0	0	0	0	0.00	
(XXX). Bitumen (PMB)																	
28.1	Bitumen PMB	IS : 15462-2019	1 Test/ Per Lot	0	0	0	0	0	0	0	0	0	0	0	0	0.00	
(XXXI). Curing Compound																	
29.1	Physical & Chemical properties	ASTM C309	1 Test/ Per Lot	0	0	0	0	0	0	0	0	0	0	0	0	0.00	

10.3.6 Lab Equipment List

LAB EQUIPMENT FOR ASSAM PKG-07			
SI NO.	Description of Goods		Quantity
1	COA RSE SIEVES	45 C M DIA-G.I-75.0 M M	2.0 No s
2	COA RSE SIEVES	45 C M DIA-G.I-63.0 M M	2.0 No s
3	COA RSE SIEVES	45 C M DIA-G.I-53.0 M M	2.0 No s
4	COA RSE SIEVES	45 C M DIA-G.I-50.0 M M	2.0 No s
5	COA RSE SIEVES	45 C M DIA-G.I-45.0 M M	2.0 No s
6	COA RSE SIEVES	45 C M DIA-G.I-40.0 M M	2.0 No s
7	COA RSE SIEVES	45 C M DIA-G.I-37.5 M M	2.0 No s
8	COA RSE SIEVES	45 C M DIA-G.I-31.5 M M	2.0 No s
9	COA RSE SIEVES	45 C M DIA-G.I-25.0 M M	2.0 No s
10	COA RSE SIEVES	45 C M DIA-G.I-26.5 M M	2.0 No s
11	COA RSE SIEVES	45 C M DIA-G.I-22.4 M M	2.0 No s
12	COA RSE SIEVES	45 C M DIA-G.I-20.0 M M	2.0 No s
13	COA RSE SIEVES	45 C M DIA-G.I-19 .0 M M	2.0 No s
14	COA RSE SIEVES	45 C M DIA-G.I-16 .0 M M	2.0 No s
15	COA RSE SIEVES	45 C M DIA-G.I-14 .0 M M	2.0 No s
16	COA RSE SIEVES	45 C M DIA-G.I-13.20 M M	2.0 No s
17	COA RSE SIEVES	45 C M DIA-G.I-12.50 M M	2.0 No s
18	COA RSE SIEVES	45 C M DIA-G.I-11.20 M M	2.0 No s
19	COA RSE SIEVES	45 C M DIA-G.I-10.00 M M	2.0 No s
20	COA RSE SIEVES	45 C M DIA-G.I-9.5 M M	2.0 No s
21	COA RSE SIEVES	45 C M DIA-G.I-6.7 M M	2.0 No s
22	COA RSE SIEVES	45 C M DIA-G.I-6.3 M M	2.0 No s
23	COA RSE SIEVES	45 C M DIA-G.I-5.6 M M	2.0 No s
24	COA RSE SIEVES	45 C M DIA-G.I-4.75 M M	2.0 No s
25	COA RSE SIEVES	45 C M DIA-G.I-2.8 M M	2.0 No s
26	COA RSE SIEVES	45 C M DIA-G.I-2.36 M M	2.0 No s
27	COA RSE SIEVES	45 C M DIA-G.I-1.18 M M	2.0 No s
28	Lid & Pan	45 C M DIA-G.I F ra m e -450 M M	2.0 No s
29	FINE SIEVES	20 C M DIA-B R ASS -10 M M	2.0 No s
30	FINE SIEVES	20 C M DIA-B R ASS -6.3 M M	1.0 No s
31	FINE SIEVES	20 C M DIA-B R ASS -5.6 M M	2.0 No s
32	FINE SIEVES	20 C M DIA-B R ASS -5.0 M M	1.0 No s
33	FINE SIEVES	20 C M DIA-B R ASS -4.75 M M	2.0 No s
34	FINE SIEVES	20 C M DIA-B R ASS -3.35 M M	1.0 No s
35	FINE SIEVES	20 C M DIA-B R ASS -2.80 M M	2.0 No s
36	FINE SIEVES	20 C M DIA-B R ASS -2.36 M M	4.0 No s
37	FINE SIEVES	20 C M DIA-B R ASS -2.0 M M	2.0 No s
38	FINE SIEVES	20 C M DIA-B R ASS -1.4 M M	2.0 No s
39	FINE SIEVES	20 C M DIA-B R ASS -1.7 M M	2.0 No s
40	FINE SIEVES	20 C M DIA-B R ASS -1.18 M M	2.0 No s
41	FINE SIEVES	20 CM DIA-B R ASS -1.0 0 M M	2.0 No s
42	FINE SIEVES	20 C M DIA-B R ASS -0.850 M M	2.0 No s
43	FINE SIEVES	20 C M DIA-B R ASS -0 .7 10 M M	2.0 No s
44	FINE SIEVES	20 C M DIA-B R ASS -0.600 M M	4.0 No s
45	FINE SIEVES	20 C M DIA-B R ASS -0.500 M M	2.0 No s
46	FINE SIEVES	20 C M DIA-B R ASS -0.425 M M	2.0 No s
47	FINE SIEVES	20 C M DIA-B R ASS -0.355 M M	1.0 No s
48	FINE SIEVES	20 C M DIA-B R ASS -0.300 M M	4.0 No s
49	FINE SIEVES	20 C M DIA-B R ASS -0 .2 12 M M	2.0 No s
50	FINE SIEVES	20 C M DIA-B R ASS -0 .180 M M	2.0 No s
51	FINE SIEVES	20 CM DIA-B RAS S-0.150 M M	4.0 No s
52	FINE SIEVES	20 CM DIA-B RAS S-0.125 M M	2.0 No s
53	FINE SIEVES	20 CM DIA-B RAS S-0.090 MM	2.0 No s
54	FINE SIEVES	20 CM DIA-B RAS S-0.075 MM	5.0 No s
55	FINE SIEVES	20 CM DIA-B RAS S-0.045 MM	2.0 No s
56	Lid & Pan	20 C M DIA-B R ASS F ra m e -200 M	2.0 No s
57	Ele. Weight. Balance	50 Kg	3.0 No s
58	Ele. Weight. Balance	30 Kg	3.0 No s
59	Ele. Weight. Balance	15 Kg	2.0 No s
60	Ele. Weight. Balance	10 Kg	2.0 No s
61	Precision Ele. Balance	0.6 Kg	2.0 No s
62	Hot Oven Air	90*60*60 c m	1.0 No s
63	Length gauge		2.0 No s
64	flackiness Gauge		2.0 No s
65	AIV Machine		1.0 No s
66	Picno meter Bottle		2.0 No s
67	Vibrating Machine w ith Digital Timer & Mould		1.0 No s
68	Vicat Appratus Needle		1.0 No s
69	Glass Plate	450*450*8 mm	1.0 No s
70	Cube Mould	15 cm	80.0 No s
71	Cube Mould	7.06 cm	18.0 No s
72	Cube Mould	10 cm	18.0 No s
73	Slump Test w ith Tamping Rod		6.0 No s
74	Water Bath For Soundness		1.0 No s
75	Le-Chatlier Mould	s et o f 6	1.0 No s
76	Gauging Trow el	150 mm	4.0 No s
77	Concrete Mixer		1.0 No s
78	Vibrating Table	100*100 cm	1.0 No s
79	MDD Mould	Standard 100 mm	4.0 No s
80	MDD Mould	M o difie d 150 mm	2.0 No s

81	CBR Rammer	2.6kg	1.0 No s
82	CBR Rammer	4.89kg	4.0 No s
83	LL Device Hand Operated		1.0 No s
84	Cone Penetrometer		1.0 No s
85	Evapo rating Basin	150 mm	2.0 No s
86	CBR Load Frame		1.0 No s
87	CBR Mould Mild w ith collar & Base Plate	150 mm	24.0 No s
88	Surcharge w eight	Annular (2.5 kg)	24.0 No s
89	Surcharge w eight	Slotted (2.5 kg)	24.0 No s
90	Perfo rated Plate		24.0 No s
91	Spacer Disk		2.0 No s
92	Straight Edge	300 mm	2.0 No s
93	PL appratus		2.0 No s
94	RMM Digital w t. Balance		4.0 No s
95	Sand Pouring Cylinder	100 mm	2.0 No s
96	Tray for Sand Pouring Cylinder		2.0 No s
97	Container for Sand Pouring Cylinder		2.0 No s
98	Sand Pouring Cylinder	150 mm	1.0 No s
99	Tray fo r Sand Pouring Cylinder		1.0 No s
100	Container for Sand Pouring Cylinder		1.0 No s
101	Sand Pouring Cylinder	200 mm	2.0 No s
102	Tray for Sand Puring Cylinder		2.0 No s
103	Container for Sand Pouring Cylinder		2.0 No s
104	Moisture Cane	50 mm	50.0 No s
105	Moisture Cane	75 mm	70.0 No s
106	Moisture Cane	100 mm	70.0 No s
107	Calcium carbide	500 gm.	10 B o ttle
108	Proving Ring	25 KN	2.0 No s
109	Proving Ring	50 KN	2.0 No s
110	Dial Gauge	0.01*25mm	4.0 No s
111	Measuring Tape	5 Metre	2.0 No s
112	Measuring Tape	30 Metre	2.0 No s
113	Sto pw atch		2.0 No s
114	Standard Sand (Grade-1)	25 Kg	5 B ags
115	Standard Sand (Grade-2)	25 Kg	5 B ags
116	Standard Sand (Grade-3)	25 Kg	5 B ags
117	Enamel Tray	600*450*50	6.0 No s
118	Enamel Tray	250mm	20.0 No s
119	GI Tray	1000*1000*100	2.0 No s
120	Enamel Tray	300*250*40	6.0 No s
121	Filter Paper for CBR	150 mm	10 P acket
122	Rubber Mallet		4.0 No s
123	Nylon Hammer		2.0 No s
124	Filter Paper for Marshell Test	100 mm	10 P acket
125	Measuring Cylinder Borosill	100 ml	20.0 No s
126	Measuring Cylinder Plastic	250 ml	2.0 No s
127	M easuring Cylinder Glass	250 ml	2.0 No s
128	Measuring Cylinder Plastic	500 ml	2.0 No s
129	Measuring Cylinder Plastic	1000 ml	2.0 No s
130	Vernier Caliver	300 mm	1.0 No s
131	Digital Thermo meter	Pen Type	2.0 No s
132	Rain Gauge		1.0 No s
133	Gas Stove Single Burner		2.0 No s
134	Hammer w ith Handle	500 gm.	4.0 No s
135	Chiesel	25*300 mm	4.0 No s
136	Density Spoon		4.0 No s
137	Finishing Trow el		10.0 No s
138	Mashinory Trow el		10.0 No s
139	Spade		2.0 No s
140	Shovel		2.0 No s
141	Round Hot Plate		1.0 No s
142	Wash Bottle Plastic	500 ml	1.0 No s
143	Wash Bottle Plastic	1000 ml	1.0 No s
144	Ghamela GI		2.0 No s
145	Hydrometer	S G=1.0-1.5	2.0 No s
146	Density Hydrometer	S G=0.80-0.85	2.0 No s
147	Hand Gloves		5.0 No s
148	Hand Gloves Rubber		5.0 No s
149	Scoop		4.0 No s
150	Measuring Scoop	1000 ml	2.0 No s
151	Spatula		4.0 No s
152	Pneumatic Scooter Wheel	4.18 Cft	1.0 No s
153	Beam Mould	10*10*50 cm	9.0 No s
154	Cylindical Mould	150*300 mm	3.0 No s
155	Marsh Cone Funnel		2.0 No s
156	PH Meter		2.0 No s
157	TDS Meter		2.0 No s
158	Hot Air Oven Digital	24*24 Inch	1.0 No s
159	Hot Air Oven Thermostat	18*18 Inch	1.0 No s
160	Buoyancy Balance Apparatus		1.0 No s

161	Specific Gravity Apparaturs		1.0Nos
162	Rebound Hammer		1.0Nos
163	DLC Hamer		1.0Nos
164	Marshall Compaction Pedestial	100 mm	1.0Nos
165	Borosil - Glass Measuring Beaker	100 ml	3 Nos
166	Temping Rod Slump Cone		4 Nos
167	Test Sieve Brass	200 mm Dia 2.36 mm	2 Nos
168	Test Sieve Brass	200 mm Dia 4.75 mm	2 Nos
169	Test Sieve Brass	200 mm Dia 600 Micron	2 Nos
170	Test Sieve Brass	200 mm Dia 300 Micron	2 Nos
171	Test Sieve Brass	200 mm Dia 150 Micron	2 Nos
172	Test Sieve Brass	200 mm Dia 75 Micron	4 Nos
173	Test Sieve GI	450mm Dia 4.75mm	2 Nos
174	Test Sieve GI	450 mm Dia 2.36mm	2 Nos
175	U-TUBE Viscometer	12 No	1.0Nos
176	U-TUBE Viscometer	13 No	4.0Nos
177	U-TUBE Viscometer	6 No	3.0Nos
178	Breaking Head	100 mm	2.0Nos
179	Marshall Mould	100 mm	20 Nos
180	Benzene	5 ltr	3 Nos
181	Thermometer Digital Wire Type	50 to 300 Degree	2 Nos
182	Filter Paper	100 mm	20 Nos
183	Filter Paper	150 mm	10 Nos
184	Enamel Tray	600 * 450 * 50 mm	6 Nos
185	Infared Thermometer		15 Nos
186	Penetration Test Apparatus		01 Nos
187	Ring Ball Apparatus		03 Nos
188	Frying Pan		02 Nos
189	Bitumin Extractor	Motorized	01 Nos
190	Saybolt Apparatus		01 Nos
191	GMM Flask	5000 ML	04 Nos
192	GMM Flask	2000 ML	04 Nos
193	GI Tray	10*10 inch	6 Nos
194	Core Cutting Machine	Electrical	01 Nos
195	Core Bit	150 MM Dia	06 Nos
196	Core Bit	100 MM Dia	06 Nos
197	Silicon Oil		25 Ltr
198	Flask	60 ML	02 Nos
199	Oil Free Vaccum Pump		01 Set
200	Modified Marshall Apparatus		01 Nos
201	Vacum Pump		01 Nos
202	Measuring Cylinder Glass	500 ML	04 Nos
203	Measuring Cylinder Glass	1000 ML	03 Nos
204	Filter Paper	11 CM	10 Pkt
205	Solubility Test Apparatus		01 Nos
206	Filter Paper For Bitumin Extractor		20 Pkt
207	Beaker	600 ML	20 Nos

CHAPTER-11

CORRESPONDANCE

11.1 Outward Letter

Sr. No.	Letter No.	Date	Subject	To
1.	MKCIL/ASSAM/PKG-07/792	01-08-2026	Request for Reduction in Scope of Work from Km 13+880 to Km 14+380 due to Non-Availability of Encumbrance-Free RoW – As per CA Clause 16.6	GM (NHIDCL)
2.	MKCIL/ASSAM/PKG-07/798	06-08-2026	Closure of NCR No.-07 for Use of Separation Membrane in Rigid Pavement (PQC) Works	TL (TASPL)
3.	MKCIL/ASSAM/PKG-07/799	06-08-2026	Submission of Monthly Progress Report for the month of July-2026."	TL (TASPL)
4.	MKCIL/ASSAM/PKG-07/800	06-08-2026	Request for uploading of QAP, WPSS & Launching Scheme of ROB at Km 4+624 on PRISM-SG Portal for approval from NF Railway	GM (NHIDCL)
5.	MKCIL/ASSAM/PKG-07/805	10-08-2026	Submission of RFI Duplicate Copy (2nd Copy-Pink Copy) of PMS-1	TL (TASPL)
6.	MKCIL/ASSAM/PKG-07/808	12-08-2026	Reminder regarding Delay in Providing Encumbrance-Free Right of Way (RoW) as per Article 10 of Concession Agreement.	GM (NHIDCL)
7.	MKCIL/ASSAM/PKG-07/809	13-08-2026	Intimation of Excessive Rainfall Event in terms of Clause 28.2 of Article 28 of the Concession Agreement	TL (TASPL)
8.	MKCIL/ASSAM/PKG-07/815	19-08-2026	Reg: "Completion of Rectification Work of Damaged Water Supply Pipelines - Inathpur PWSS & Shyamaprasadpur PWSS	GM (NHIDCL)
9.	MKCIL/ASSAM/PKG-07/817	20-08-2026	Reg: "Compliance to Observations Raised Vide Your Letter No. TASPL-MAV/NH-37/MKCIL/2026/AUG/228 Dated 19.08.2026	TL (TASPL)
10.	MKCIL/ASSAM/PKG-07/819	21-08-2026	Submission of Company Profile & Credential of M/s Meghalaya Cements Limited (Brand Name-TOPCEM Cement) for Source Approval of Cement."	TL (TASPL)

11.	MKCIL/ASSAM/PKG-07/823	25-08-2026	Request for Permission to Access PWD Owned Road from Radio Station (at Project Ch. 3+000) to Krishnanagar Stock Yard	GM (NHIDCL)
12.	MKCIL/ASSAM/PKG-07/824	26-08-2026	Request for uploading of QAP, WPSS & Launching Scheme of ROB at Km 4+624 on PRISM-SG Portal for approval from NF Railway-REMINDER-1	GM (NHIDCL)
13.	MKCIL/ASSAM/PKG-07/829	31-08-2026	Reg.- Intimation regarding routine maintenance and repairing work of existing highways during construction period	GM (NHIDCL)

11.2 Inward Letter (NHIDCL & TASPL)

Sr. No.	Letter No.	Date	Subject	From
1	TASPL-MAV/NH-37/MKCIL/2026/August/228	19-08-2026	Reg- "Closure of NCR No.-07 for Use of Separation Membrane in Rigid Pavement (PQC) Works"	TL (TASPL)
2	TASPL-MAV/NH-37/PMU/2026/Aug/230	25-08-2026	Regarding Compliances of Observations on Plan & Profile as Per Contract Agreement.	TL (TASPL)
3	TASPL-MAV/NH-37/MKCIL/2026/August/232	29-08-2026	Reg-Submission of Monthly Inspection Report for the Month of July- 2026 (MIR No.15).	TL (TASPL)
4	TASPL-MAV/NH-37/MKCIL/2026/August/233	29-08-2026	reg- Submission of Company Profile and Credential of Ms Meghalaya Cements Ltd. (TOPCEM) for Source Approval of Cement.	TL (TASPL)
5	NHIDCL/PMU-Kanmganj/lE/2025-26/903	06-08-2026	REMINDER regarding Mobilization of Intermittent Sub-Professional Staff at the Project Site -reg	GM (NHIDCL)
6	NHIDCL/PMU-Kanmganj/lE/2025-26/907	07-08-2026	Submission of Detailed Estimate for Construction of New Watch Towers and LPAI Gate and Issuance of NOC for Dismantling of Existing Watch Towers and Gate to Facilitate NH-37 Four-Laning Project.	GM (NHIDCL)

CHAPTER-12

NON-CONFORMANCE REPORT

Sl. No.	NCR Letter reference no.	Date	NCR No.	Subject	Closure By letter No.	Date	Remarks
1	TAPSL-MAV/NH-37/MKCIL/2025/OCT/53	05.08.2025	1	Non-Compliance with Safety Norms at Ch. 12+800 to 13+500 (LHS).	MKCIL/ASSAM/PKG-07/336	22.08.2025	
2	TAPSL-MAV/NH-37/MKCIL/2025/OCT/91	10.10.2025	2	Non-Compliance with Safety Norms at Ch. 12+300 to 12+500 (LHS).	MKCIL/ASSAM/PKG-7/409	14.10.2025	

CHAPTER-13

WEATHER REPORT

Sl no.	Date	Temperature (In ^{O}c)		Humidity (In %)		Rainfall (mm)	Weather Condition	Remarks
		Maximum	Minimum	Maximum	Minimum			
1	01-08-2026	31.5	29.1	81.0	74.0	25.80	Cloudy/Rainy	
2	02-08-2026	30.2	28.4	83.0	79.0	36.60	Cloudy/Rainy	
3	03-08-2026	30.5	29.5	81.0	76.0	5.20	Cloudy/Rainy	
4	04-08-2026	29.0	28.5	83.0	81.0	62.40	Rainy	
5	05-08-2026	31.3	28.0	87.0	73.0	17.20	Cloudy/Rainy	
6	06-08-2026	32.4	28.9	82.0	69.0	19.60	Cloudy/Rainy	
7	07-08-2026	30.7	29.8	80.0	76.0	7.60	Cloudy/Rainy	
8	08-08-2026	30.5	29.1	80.0	76.0	18.20	Cloudy/Rainy	
9	09-08-2026	32.1	29.7	82.0	74.0	0.00	Sunny	
10	10-08-2026	31.9	29.9	78.0	71.0	22.20	Cloudy/Rainy	
11	11-08-2026	32.4	30.0	78.0	71.0	18.20	Cloudy/Rainy	
12	12-08-2026	33.3	30.6	77.0	62.0	0.00	Sunny	
13	13-08-2026	33.2	30.3	78.0	66.0	0.00	Sunny	
14	14-08-2026	32.7	30.5	77.0	70.0	12.60	Cloudy/Rainy	
15	15-08-2026	31.8	30.6	77.0	74.0	9.20	Cloudy/Rainy	
16	16-08-2026	31.1	30.1	77.0	73.0	5.80	Cloudy/Rainy	
17	17-08-2026	32.6	29.3	80.0	72.0	18.60	Cloudy/Rainy	
18	18-08-2026	31.2	29.5	80.0	75.0	35.60	Cloudy/Rainy	
19	19-08-2026	30.7	29.7	80.0	77.0	37.20	Cloudy/Rainy	
20	20-08-2026	31.1	29.9	79.0	75.0	29.40	Cloudy/Rainy	
21	21-08-2026	31.3	30.0	81.0	77.0	16.40	Cloudy/Rainy	
22	22-08-2026	31.9	30.2	79.0	73.0	13.60	Cloudy/Rainy	
23	23-08-2026	31.0	30.1	79.0	75.0	20.00	Cloudy/Rainy	
24	24-08-2026	30.9	29.7	78.0	75.0	0.00	Sunny	
25	25-08-2026	31.7	29.3	79.0	73.0	68.00	Cloudy/Rainy	
26	26-08-2026	31.5	29.9	78.0	75.0	16.00	Cloudy/Rainy	
27	27-08-2026	31.2	29.0	81.0	77.0	10.20	Cloudy/Rainy	
28	28-08-2026	32.5	29.3	80.0	72.0	46.40	Cloudy/Rainy	
29	29-08-2026	35.0	30.2	78.0	64.0	0.00	Sunny	
30	30-08-2026	31.0	29.6	78.0	73.0	47.60	Cloudy/Rainy	
31	31-08-2026	30.0	29.1	79.0	76.0	19.60	Cloudy/Rainy	

Rainfall Data				
Sr.no.	**Description**	**Total Rainfall**	**Up to previous month**	**This month**
1	Rainfall	12603.80	11964.60	639.2

The maximum & minimum weather records are summarized below:

TEMPERATURE/ RAINFALL PERIOD: 1st August, 2026 to 31th August, 2026				
Temperature		**Rainfall**		
Maximum (in ^{0}C)	**Minimum (in ^{0}C)**	**Maximum (in mm)**	**Minimum (in mm)**	**Total Days**
35.0	28.0	68.0	0.0	26

CHAPTER-14

ACCIDENT REPORT

NIL

CHAPTER-15

ROAD MAINTENANCE & SAFETY REPORT

The Traffic Safety Arrangements during the execution of works is being carried out by the Concessionaire for safe movement of vehicles on the project highway. The Concessionaire has provided sufficient road signs, temporary barriers, gunny bags filled with soil with reflective stickers etc. at the construction sites.

CHAPTER-16

PROJECT PROGRESS PHOTOGRAPHS



13+260 LHS SIDE PQC LAYING



CH. 05+414 (LVUP) RAFT CONCRETE WORK



FSCB MOULD CASTING



MJB A2 ABUTMENT CAP AT CH- 05+332 CONCRETE WORK

4-L of NH 37 from design Ch 0+020 on NH-8 near Karimganj to design Chainage 14+380 near Sutarkandi (Spur Connectivity to Indo/Bangladesh Border) Silchar-Churaibari Pkg-7 in the State of Assam on HAM mode.



LVUP SLAB CONCRETE WORK AT CH- 01+142 BHS



TOE WALL CONCRETE POURING AT CH- 03+620 to 03+640 LHS



VUP WALL 2ND LIFT CONCRETE POURING WORK IN PROGRESS AT CH 02+999 BHS



VUP PSC BEAM NO-11 CONCRETE WORK AT CH-02+999



LVUP RETAINING WALL 2ND LIFT CONCRETE WORK AT CH- 09+332 RHS



PRE-CAST TOE WALL CONCRETE WORK



LVUP 2ND LIFT CONCRETE WORK AT CH-05+414 A1&A2 LHS



MJB PSC GIRDER NO-14 CONCRETE WORK AT CH-05+332



DRAIN SLAB CONCRETE POURING WORK IN PROGRESS AT CH 13+595 to 13+604 LHS



Cube Testing in Presence of IE.



RE BLOCK Plant Calibration in Presence of IE



Standard Consistency test of Cement Dalmia OPC-53